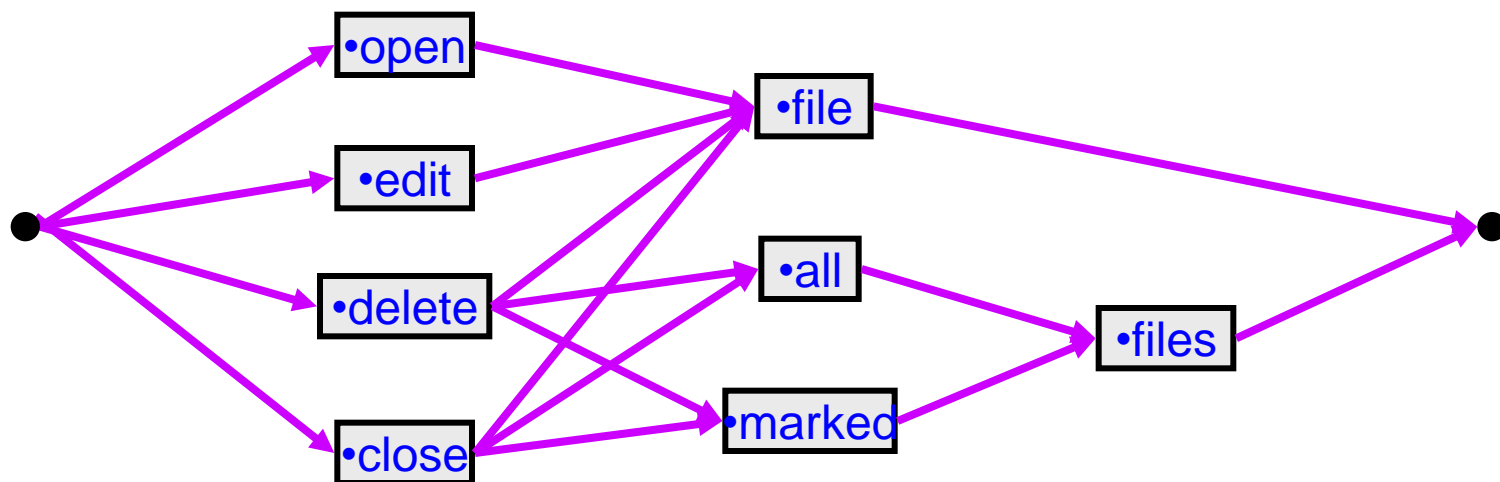


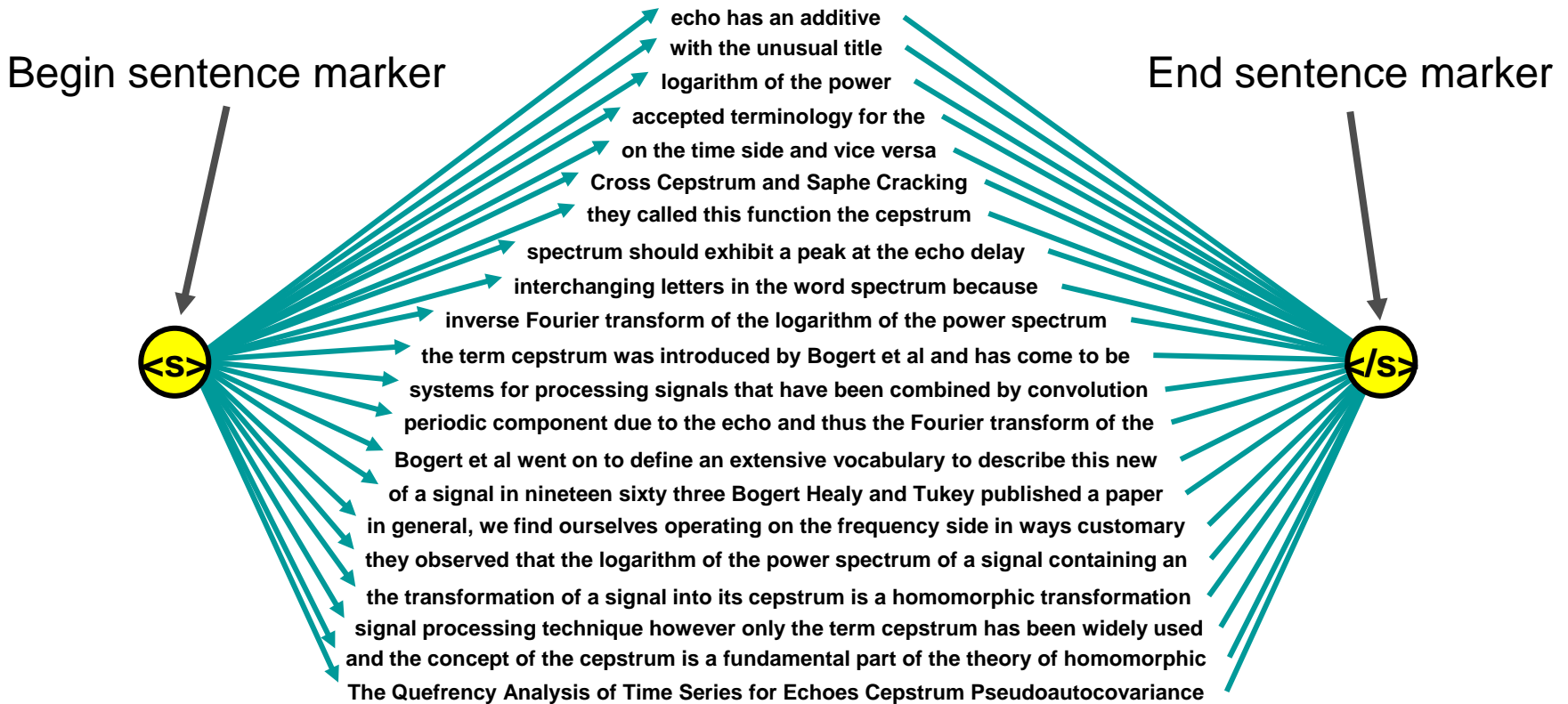
N-gram language models for speech recognition

Continuous speech recognition



- ◆ Compose a graph representing all possible word sequences
- ◆ Embed word HMMs in graph to form a “language” HMM
- ◆ Viterbi decode over the language HMM

What about free-form speech



- ◆ Graph is non-trivial
- ◆ Must express all sentences in the universe
 - With appropriate probabilities factored in
 - Can we simplify/

The Bayes classifier for speech recognition

- ◆ The Bayes classification rule for speech recognition:

$$word_1, word_2, \dots = \arg \max_{w_1, w_2, \dots} \{P(X | w_1, w_2, \dots)P(w_1, w_2, \dots)\}$$

- ◆ $P(X | w_1, w_2, \dots)$ measures the likelihood that speaking the word sequence $w_1, w_2 \dots$ could result in the data (feature vector sequence) X
- ◆ $P(w_1, w_2 \dots)$ measures the probability that a person might actually utter the word sequence $w_1, w_2 \dots$
 - This will be 0 for impossible word sequences
- ◆ In theory, the probability term on the right hand side of the equation must be computed for every possible word sequence
 - It will be 0 for impossible word sequences
- ◆ In practice this is often impossible
 - There are infinite word sequences

Speech recognition system solves

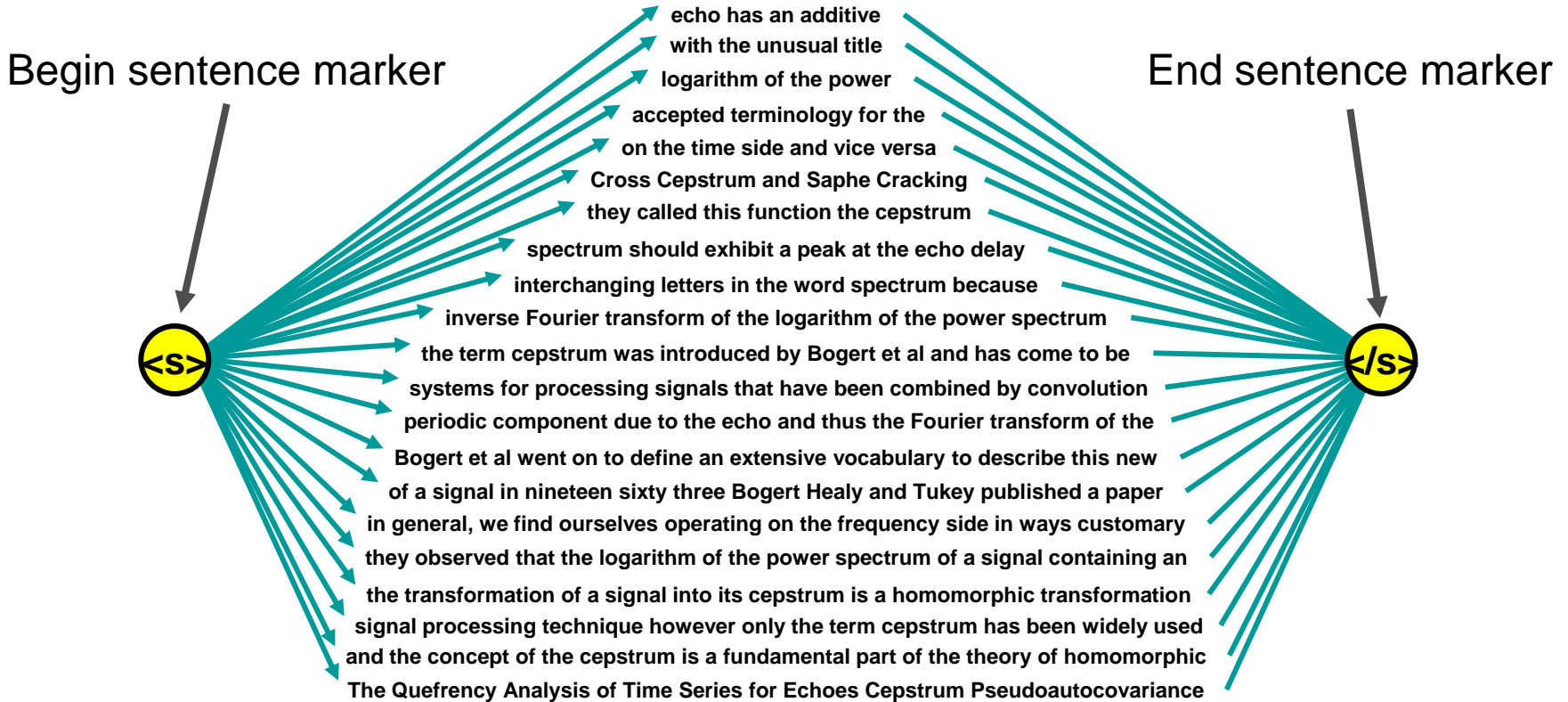


$$word_1, word_2, \dots, word_N = \arg \max_{wd_1, wd_2, \dots, wd_N} \{ P(signal | wd_1, wd_2, \dots, wd_N) P(wd_1, wd_2, \dots, wd_N) \}$$

↑
Acoustic model
For HMM-based systems
this is an HMM

↑
Language model

Bayes' Classification: A Graphical View



.....

- ◆ There will be one path for every possible word sequence
- ◆ A priori probability for a word sequence can be applied anywhere along the path representing that word sequence.
- ◆ It is the structure and size of this graph that determines the feasibility of the recognition task

A left-to-right model for the language

- ◆ A factored representation of the a priori probability of a word sequence

$$P(\langle s \rangle \text{ word1 word2 word3 word4} \dots \langle /s \rangle) = \\ P(\langle s \rangle) P(\text{word1} \mid \langle s \rangle) P(\text{word2} \mid \langle s \rangle \text{ word1}) P(\text{word3} \mid \langle s \rangle \text{ word1 word2}) \dots$$

- ◆ This is a left-to-right factorization of the probability of the word sequence
 - The probability of a word is assumed to be dependent only on the words preceding it
 - This probability model for word sequences is as accurate as the earlier whole-word-sequence model, in theory
- ◆ It has the advantage that the probabilities of words are applied left to right – this is perfect for speech recognition
- ◆ $P(\text{word1 word2 word3 word4} \dots)$ is incrementally obtained :

word1

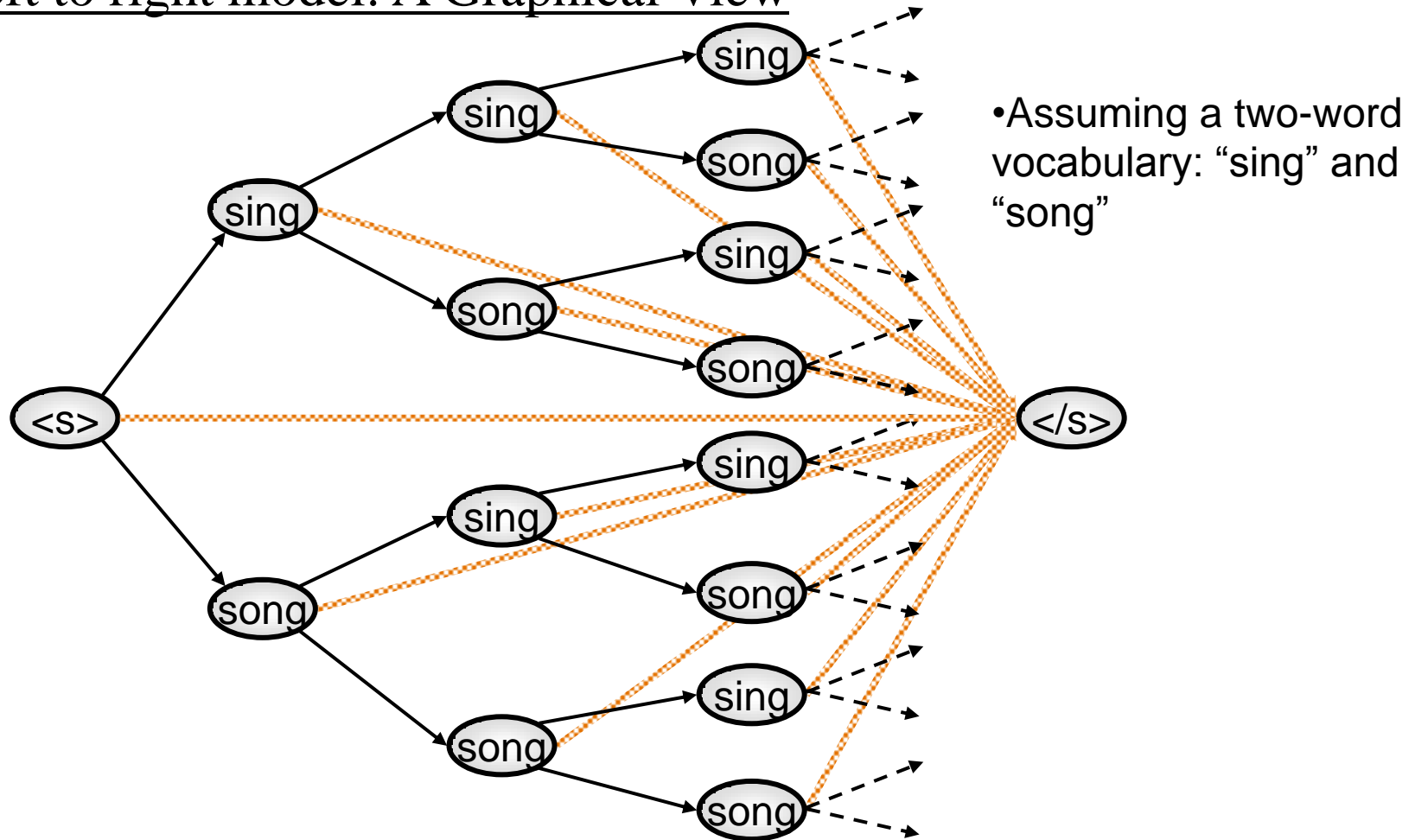
word1 word2

word1 word2 word3

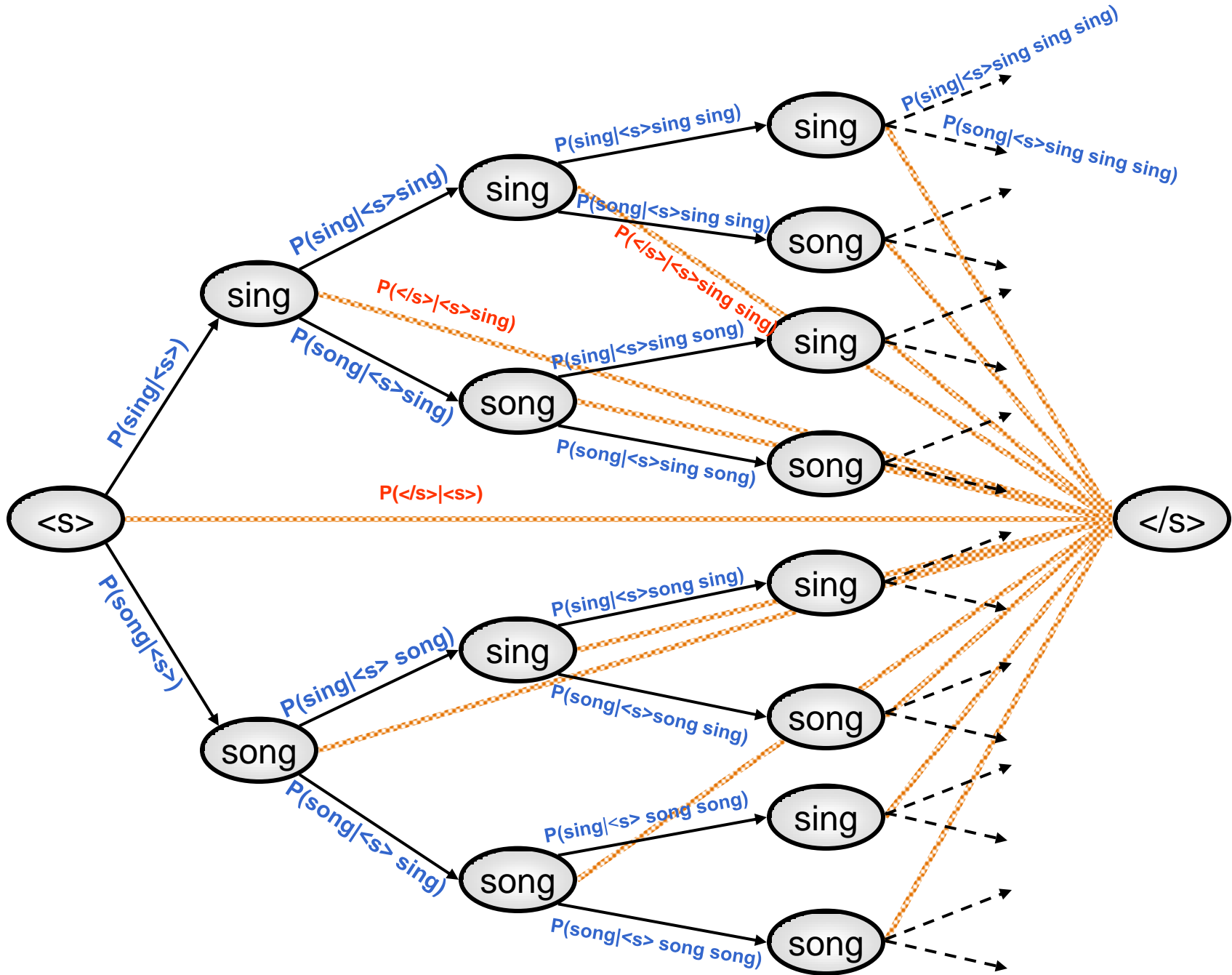
word1 word2 word3 word4

.....

The left to right model: A Graphical View



- ◆ *A priori* probabilities for word sequences are spread through the graph
 - They are applied on every edge
- ◆ This is a much more compact representation of the language than the full graph shown earlier
 - But is still infinitely large in size



Left-to-right language probabilities and the N-gram model

◆ The N-gram assumption

$$P(w_K | w_1, w_2, w_3, \dots, w_{K-1}) = P(w_K | w_{K-(N-1)}, w_{K-(N-2)}, \dots, w_{K-1})$$

◆ The probability of a word is assumed to be dependent only on the past N-1 words

- For a 4-gram model, the probability that a person will follow “two times two is” with “four” is assumed to be identical to the probability that they will follow “seven times two is” with “four”.

◆ This is not such a poor assumption

- Surprisingly, the words we speak (or write) at any time are largely (but not entirely) dependent on the previous 3-4 words.

The validity of the N-gram assumption

- ◆ An N-gram language model is a generative model
 - One can generate word sequences randomly from it
- ◆ In a good generative model, randomly generated word sequences should be similar to word sequences that occur naturally in the language
 - Word sequences that are more common in the language should be generated more frequently
- ◆ Is an N-gram language model a good model?
 - If randomly generated word sequences are plausible in the language, it is a reasonable model
 - If more common word sequences in the language are generated more frequently it is a good model
 - If the relative frequency of generated word sequences is exactly that in the language, it is a perfect model
- ◆ Thought exercise: how would you generate word sequences from an N-gram LM ?
 - Clue: Remember that N-gram LMs include the probability of a sentence end marker

Examples of sentences synthesized with N-gram LMs

◆ 1-gram LM:

- The and the figure a of interval compared and
- Involved the a at if states next a a the of producing of too
- In out the digits right the the to of or parameters endpoint to right
- Finding likelihood with find a we see values distribution can the a is

◆ 2-gram LM:

- Give an indication of figure shows the source and human
- Process of most papers deal with an HMM based on the next
- Eight hundred and other data show that in order for simplicity
- From this paper we observe that is not a technique applies to model

◆ 3-gram LM:

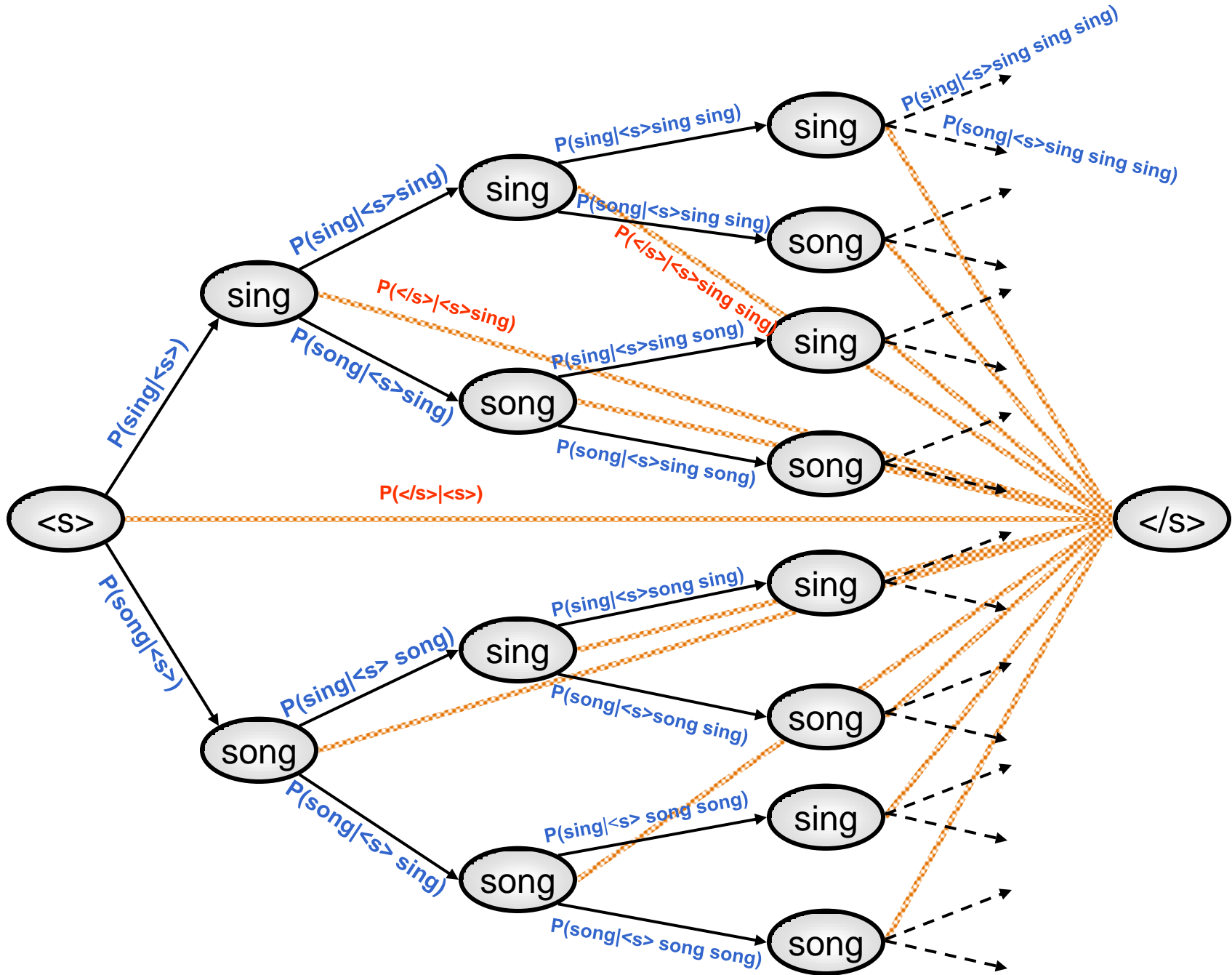
- Because in the next experiment shows that a statistical model
- Models have recently been shown that a small amount
- Finding an upper bound on the data on the other experiments have been
- Exact Hessian is not used in the distribution with the sample values

N-gram LMs

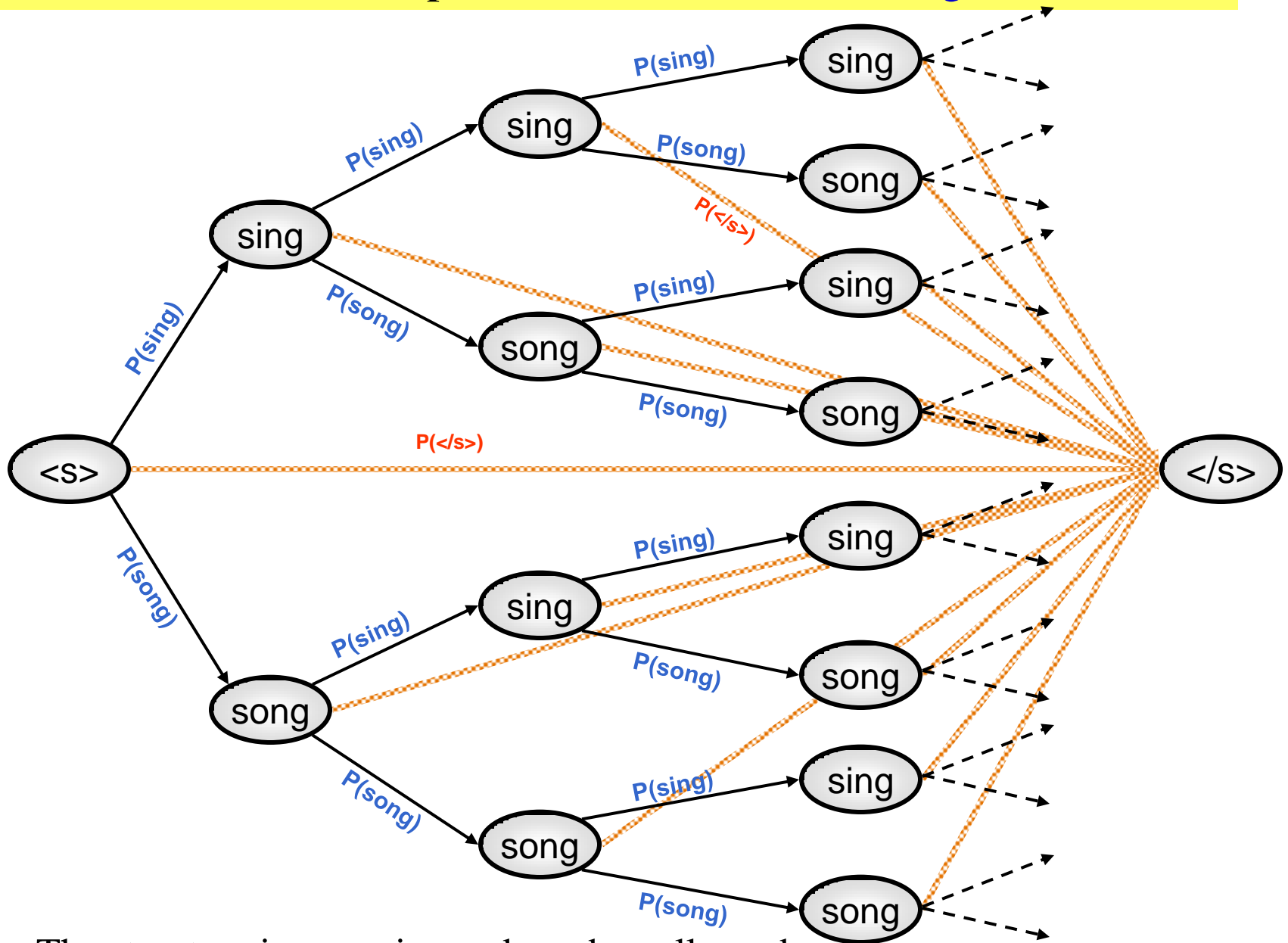
- ◆ N-gram models are reasonably good models for the language at higher N
 - As N increases, they become better models
- ◆ For lower N (N=1, N=2), they are not so good as generative models
- ◆ Nevertheless, they are quite effective for analyzing the relative validity of word sequences
 - Which of a given set of word sequences is more likely to be valid
 - They usually assign higher probabilities to plausible word sequences than to implausible ones
- ◆ This, and the fact that they are left-to-right (Markov) models makes them very popular in speech recognition
 - They have found to be the most effective language models for large vocabulary speech recognition

N-gram LMs and compact graphs

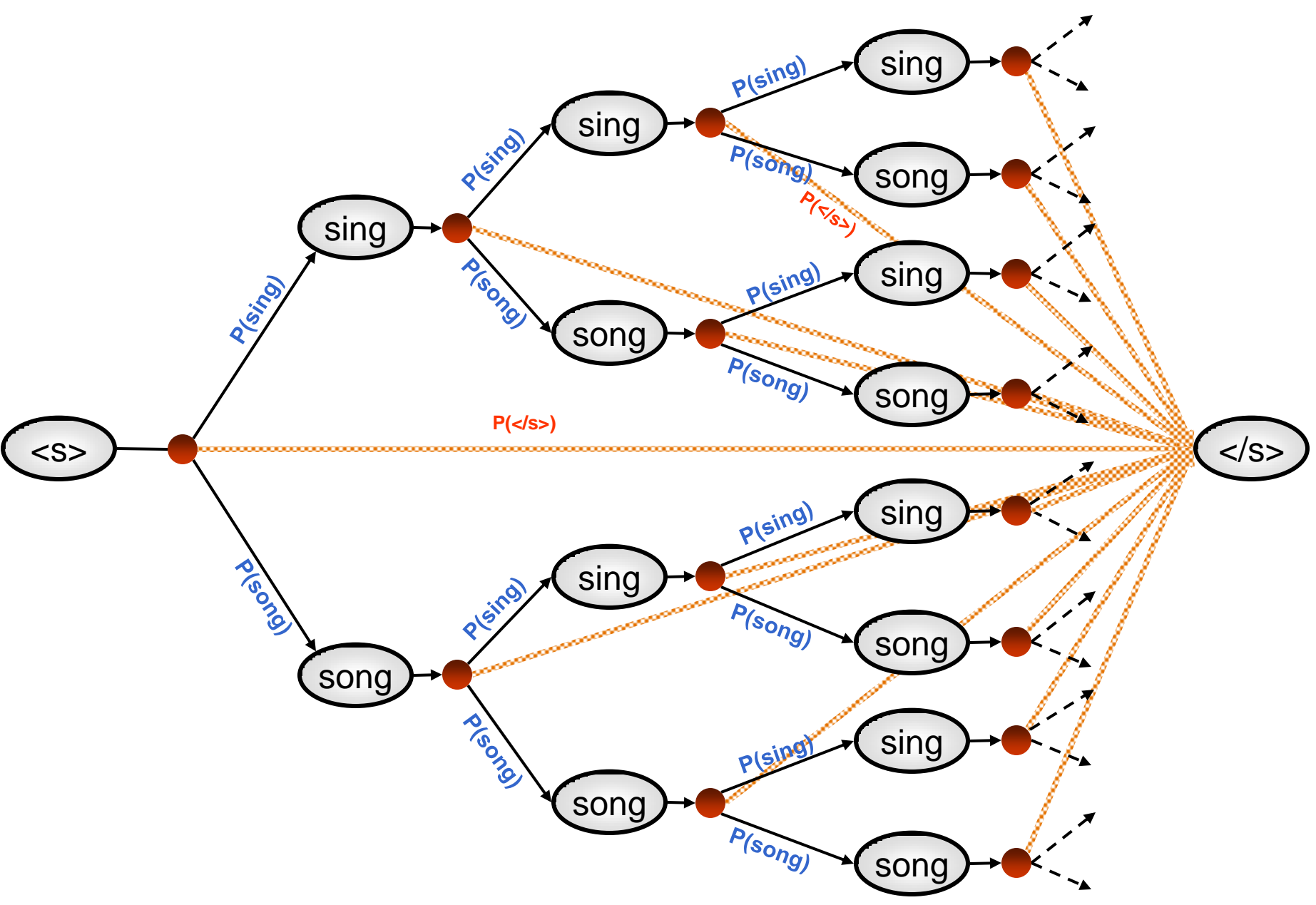
- ◆ By restricting the order of an N-gram LM, the infinitely sized tree-shaped graph representing the language can be collapsed into finite-sized graphs.
- ◆ Best explained with an example
- ◆ Consider a simple 2-word example with the words “Sing” and “Song”
- ◆ Word sequences are
 - Sing
 - Sing sing
 - Sing song sing
 - Sing sing song
 - Song
 - Song sing sing sing sing sing song
 -
 - ...
- ◆ There are infinite possible sequences

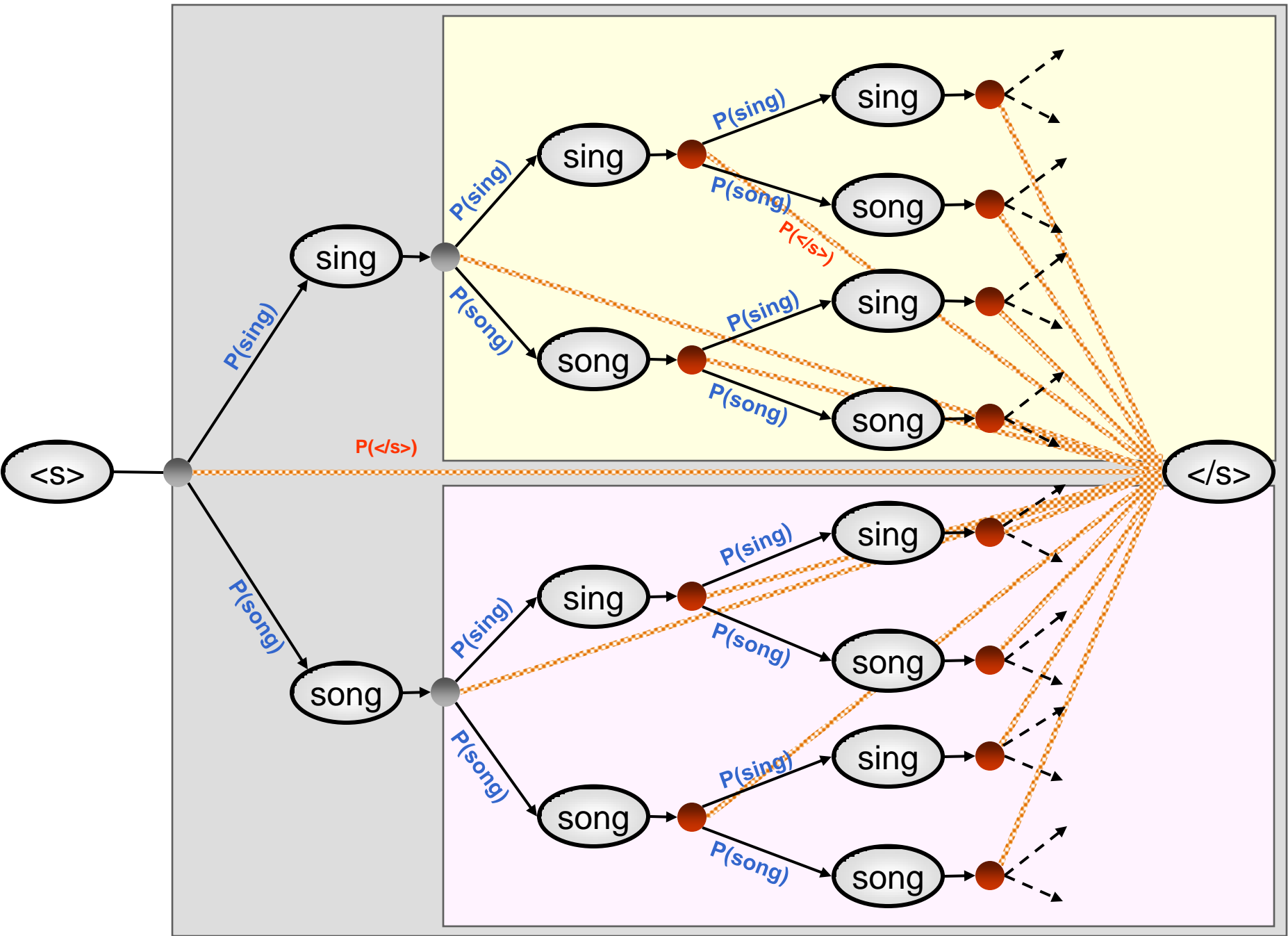


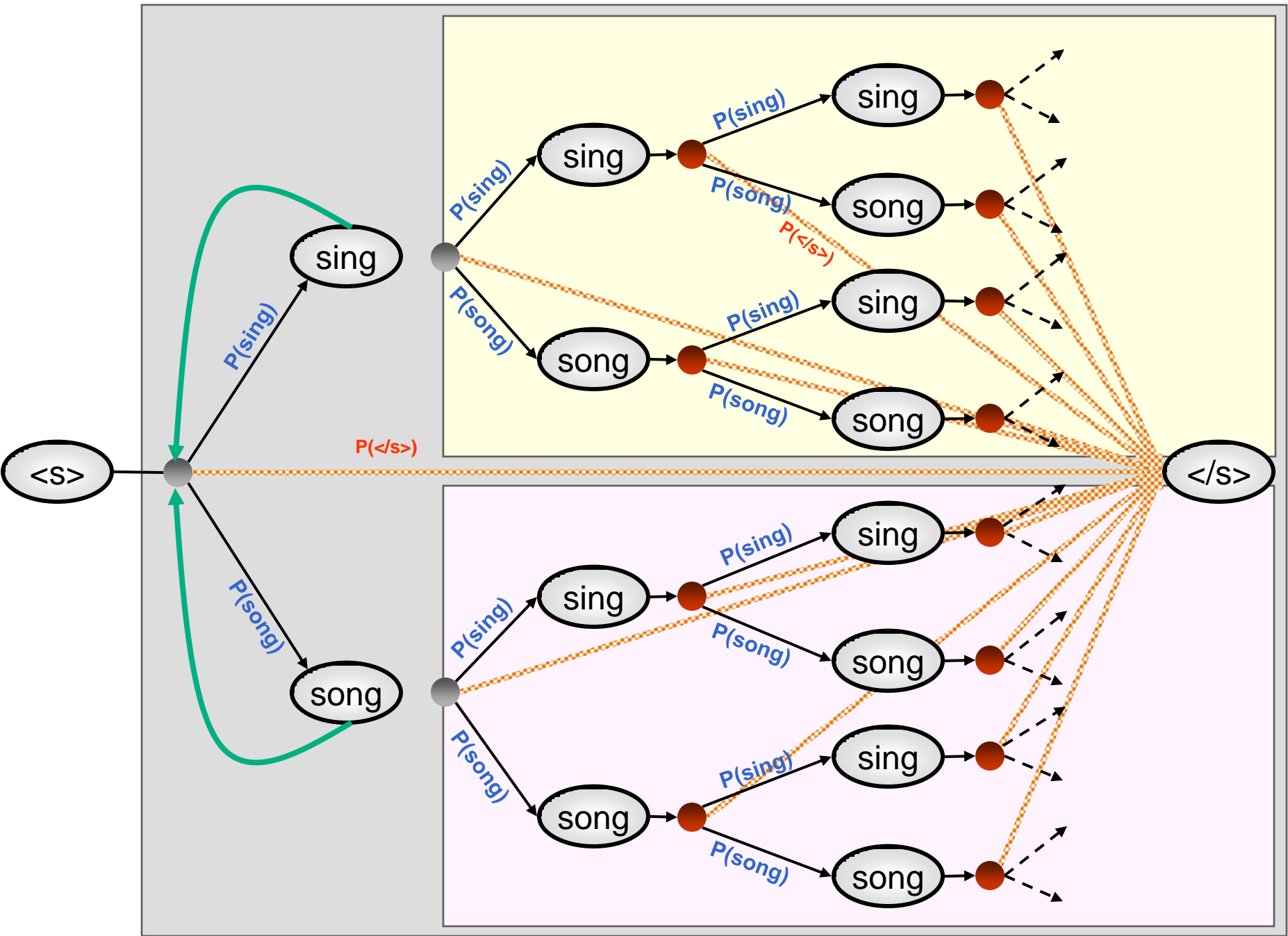
The two-word example as a full tree with a unigram LM

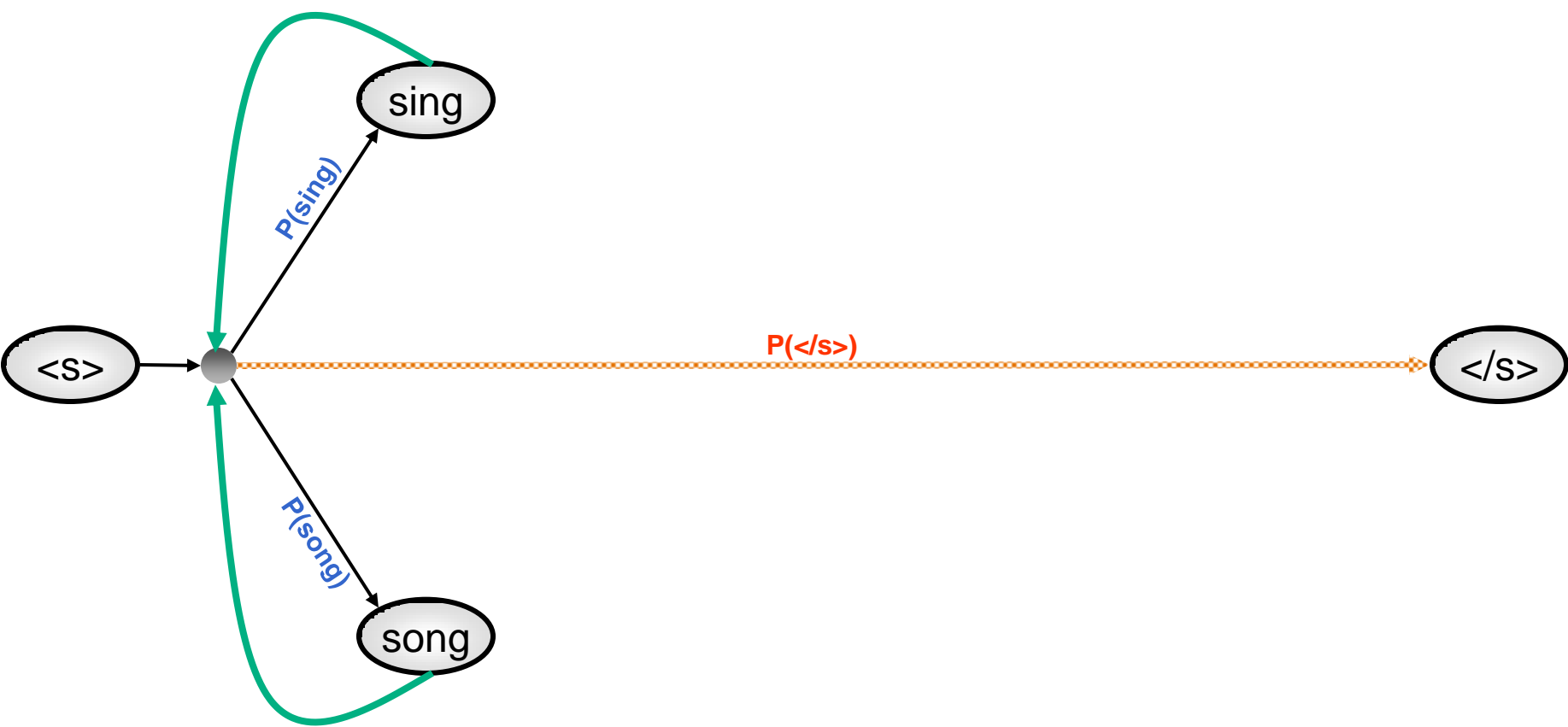


◆ The structure is recursive and can be collapsed

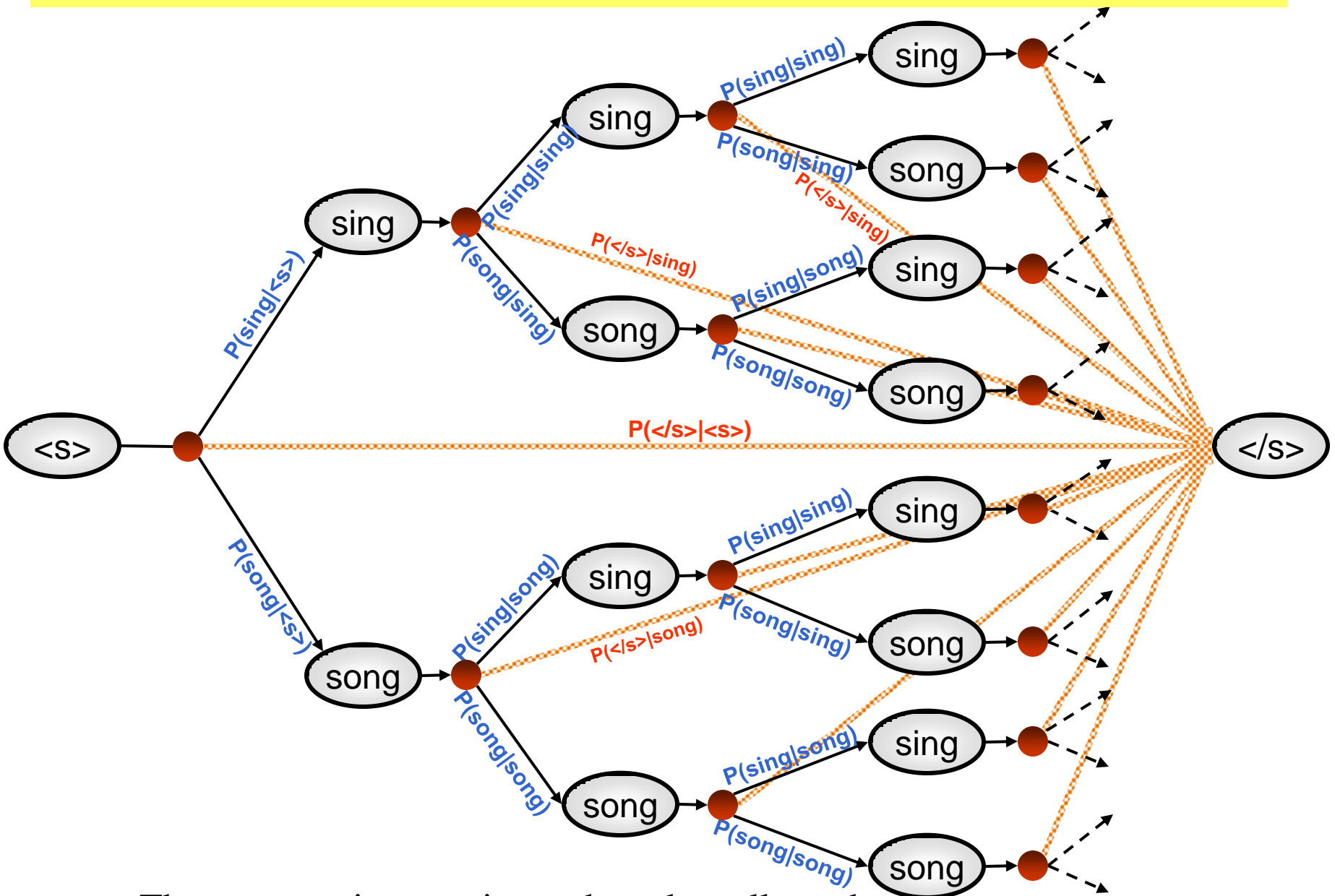




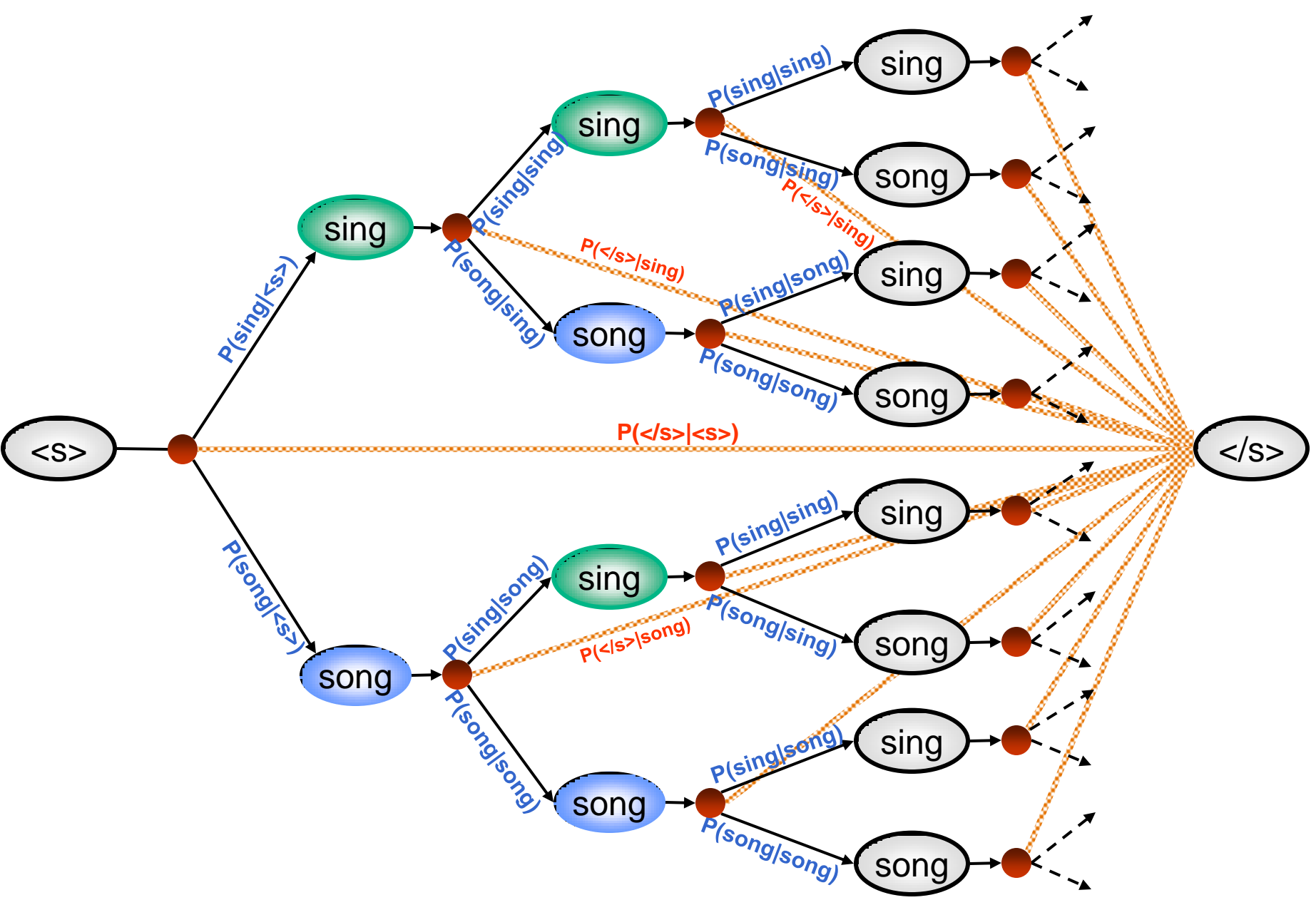


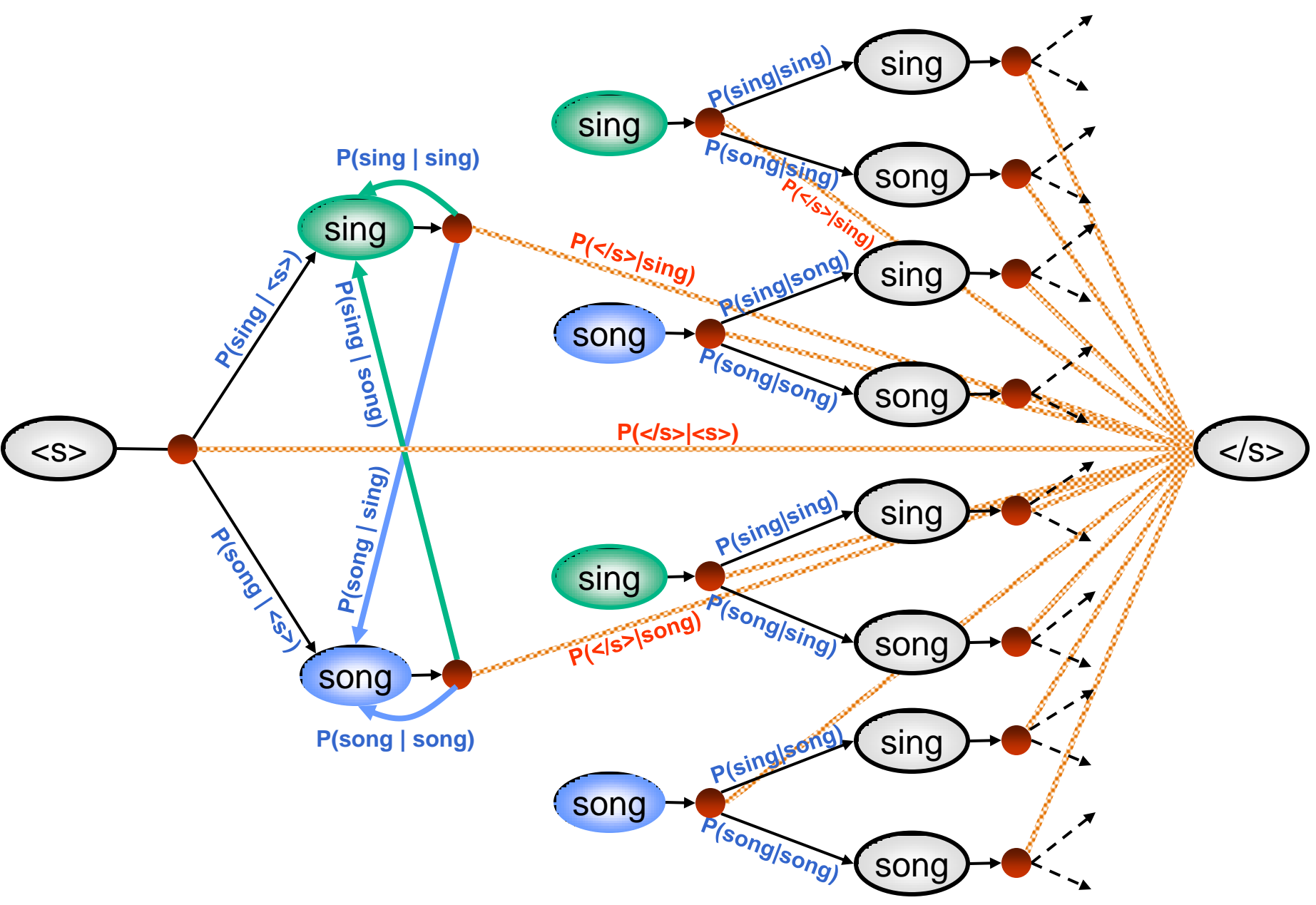


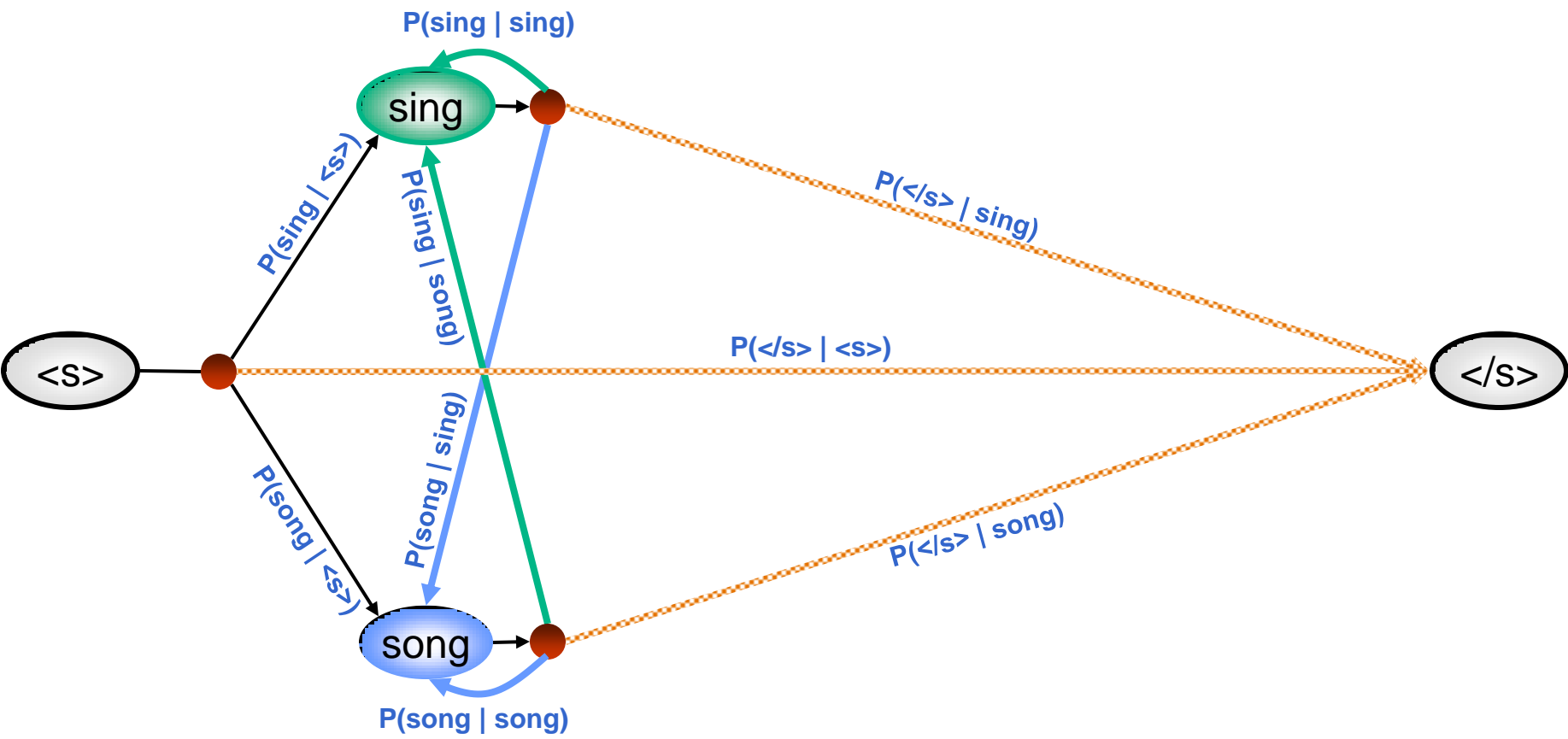
The two-word example as a full tree with a **bigram** LM



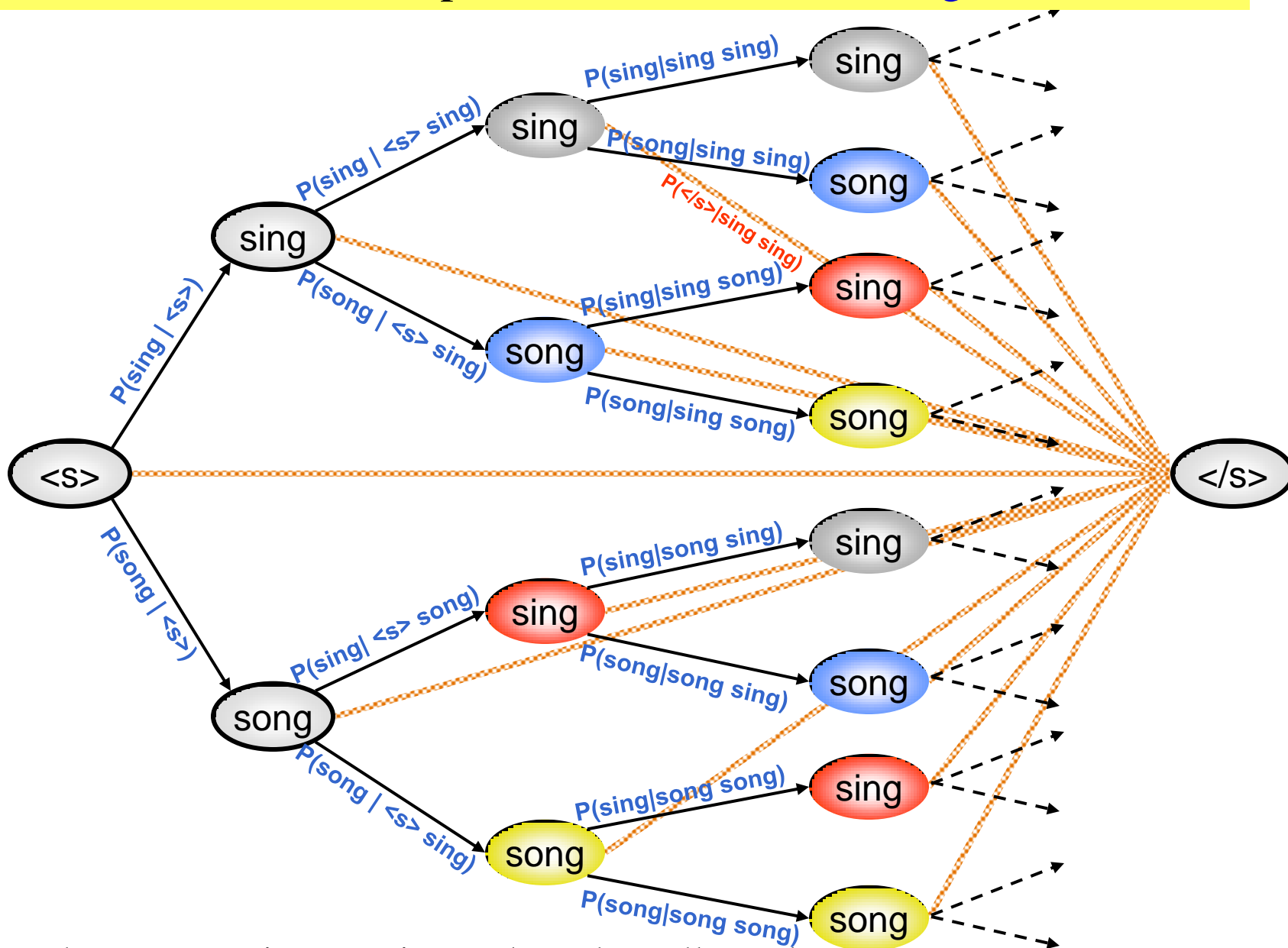
◆ The structure is recursive and can be collapsed



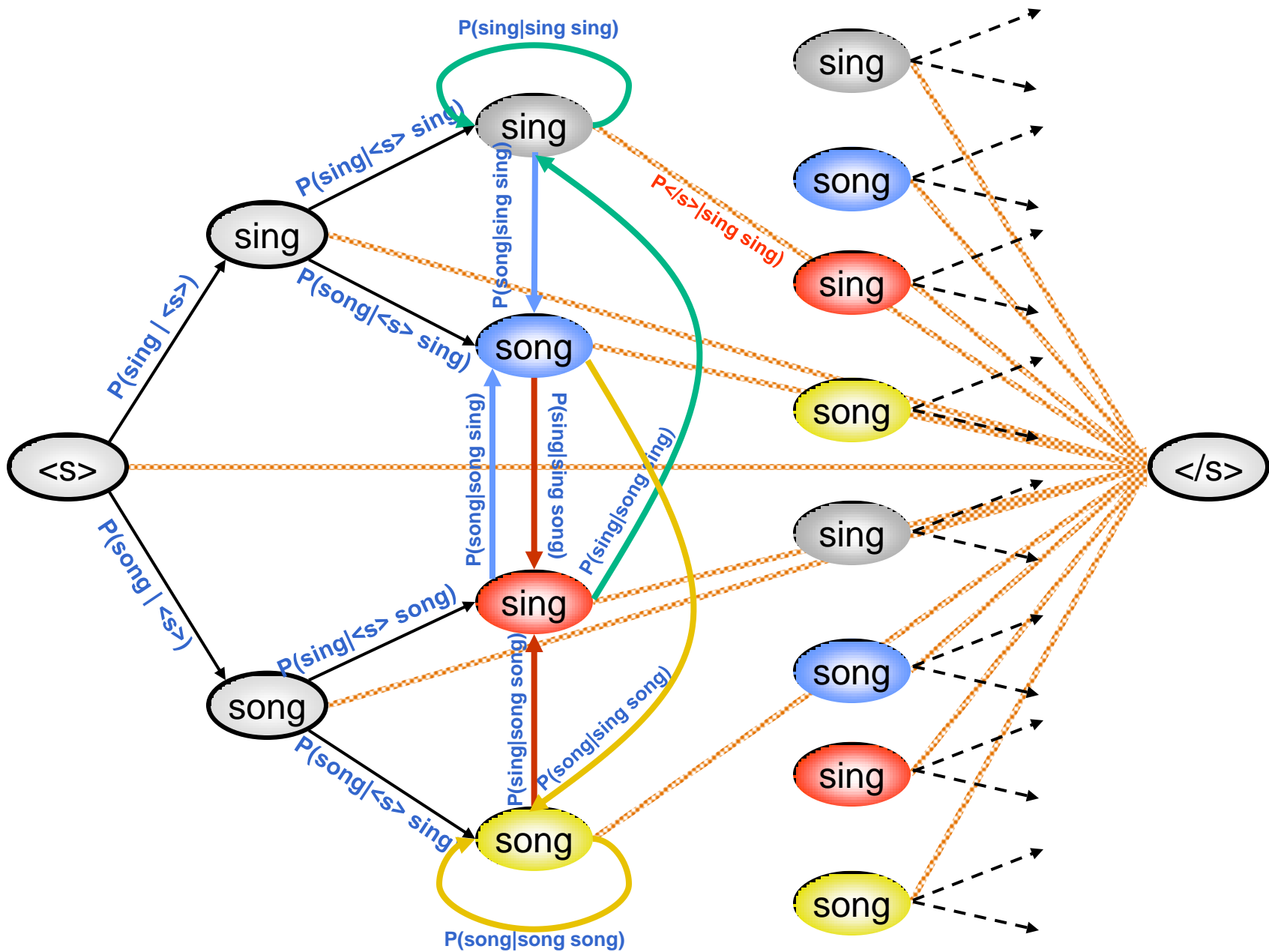


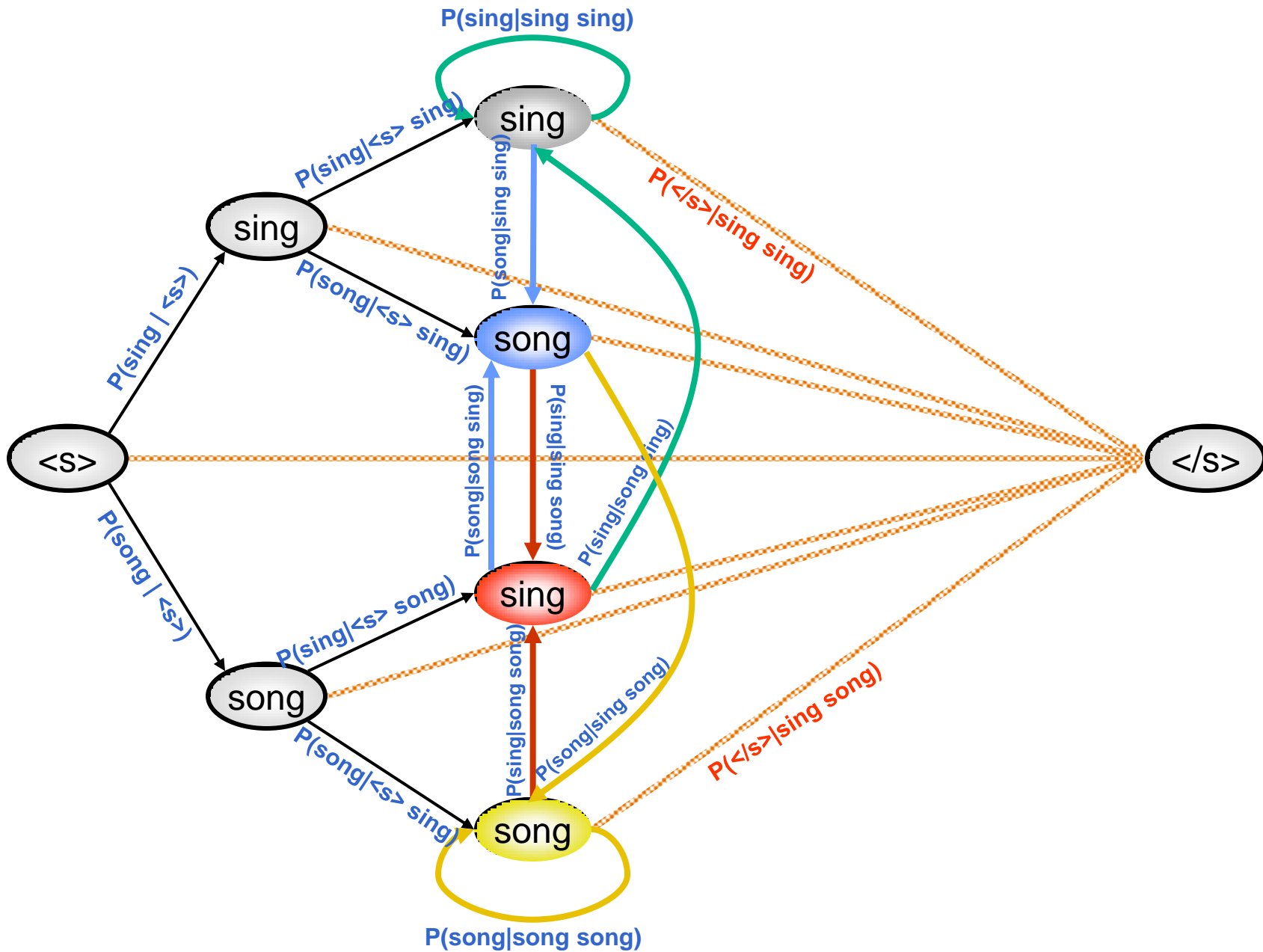


The two-word example as a full tree with a **trigram** LM



◆ The structure is recursive and can be collapsed

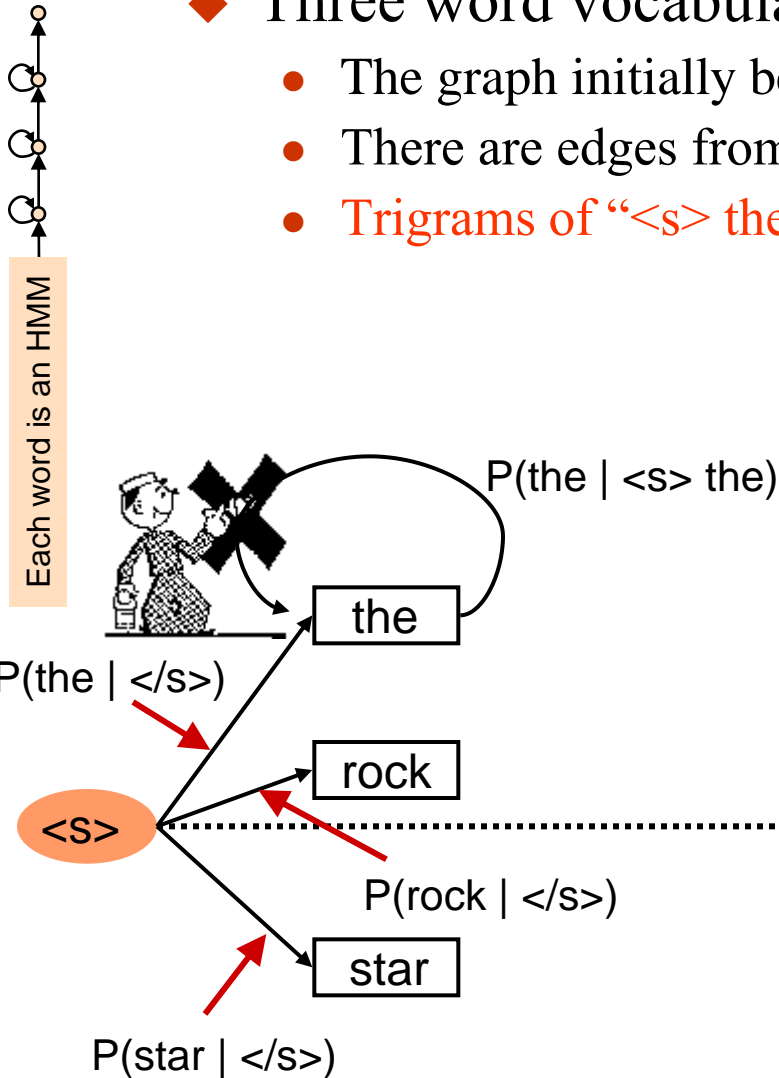




Trigram representations

◆ Three word vocabulary “the”, “rock”, “star”

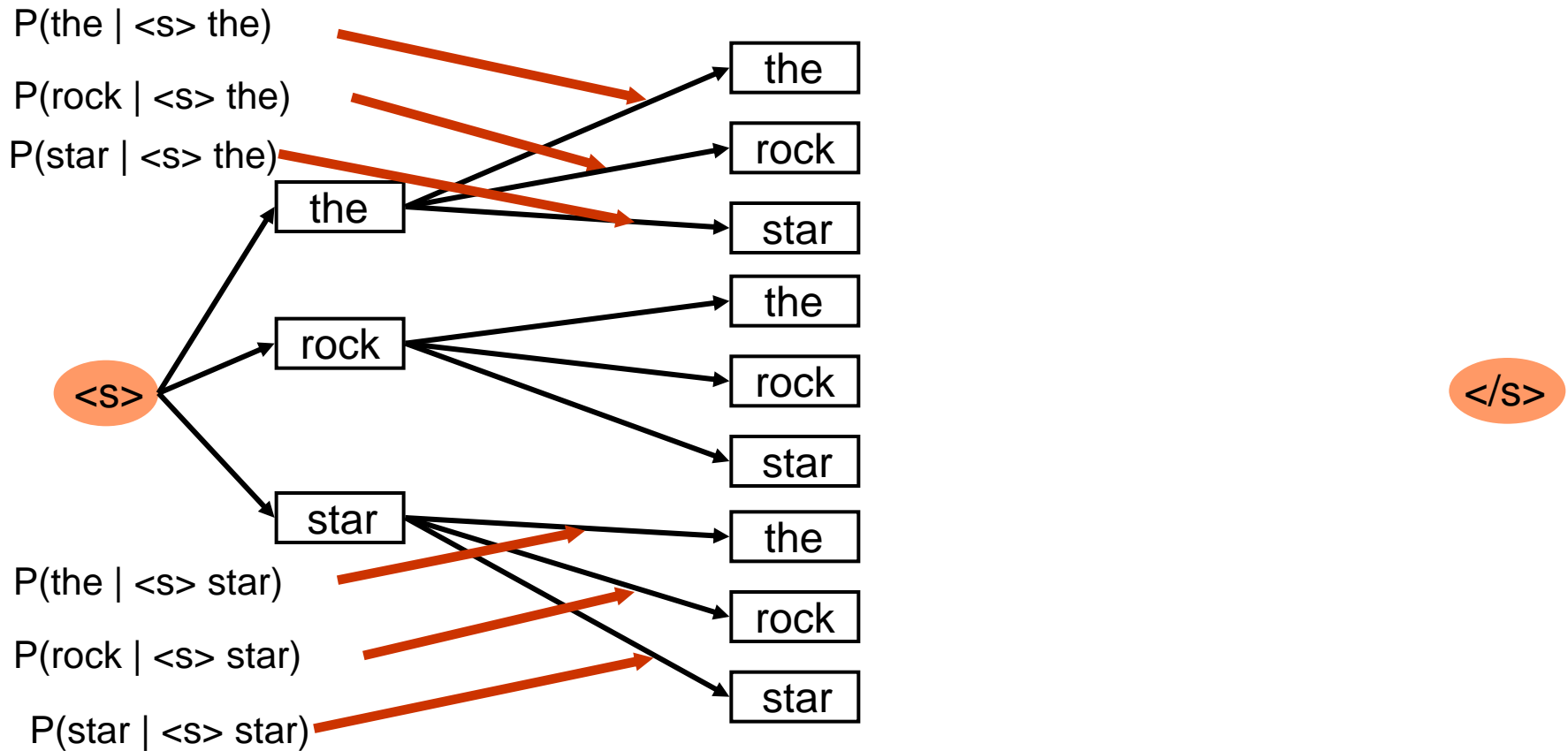
- The graph initially begins with bigrams of $\langle s \rangle$
- There are edges from every node to “ $\langle /s \rangle$ ”, that are not shown
- Trigrams of “ $\langle s \rangle$ the”..



This is wrong! This would apply the probability $P(\text{the} | \langle s \rangle \text{the})$ to instances of “the the the” (for which the correct probability value is $P(\text{the} | \text{the the})$)

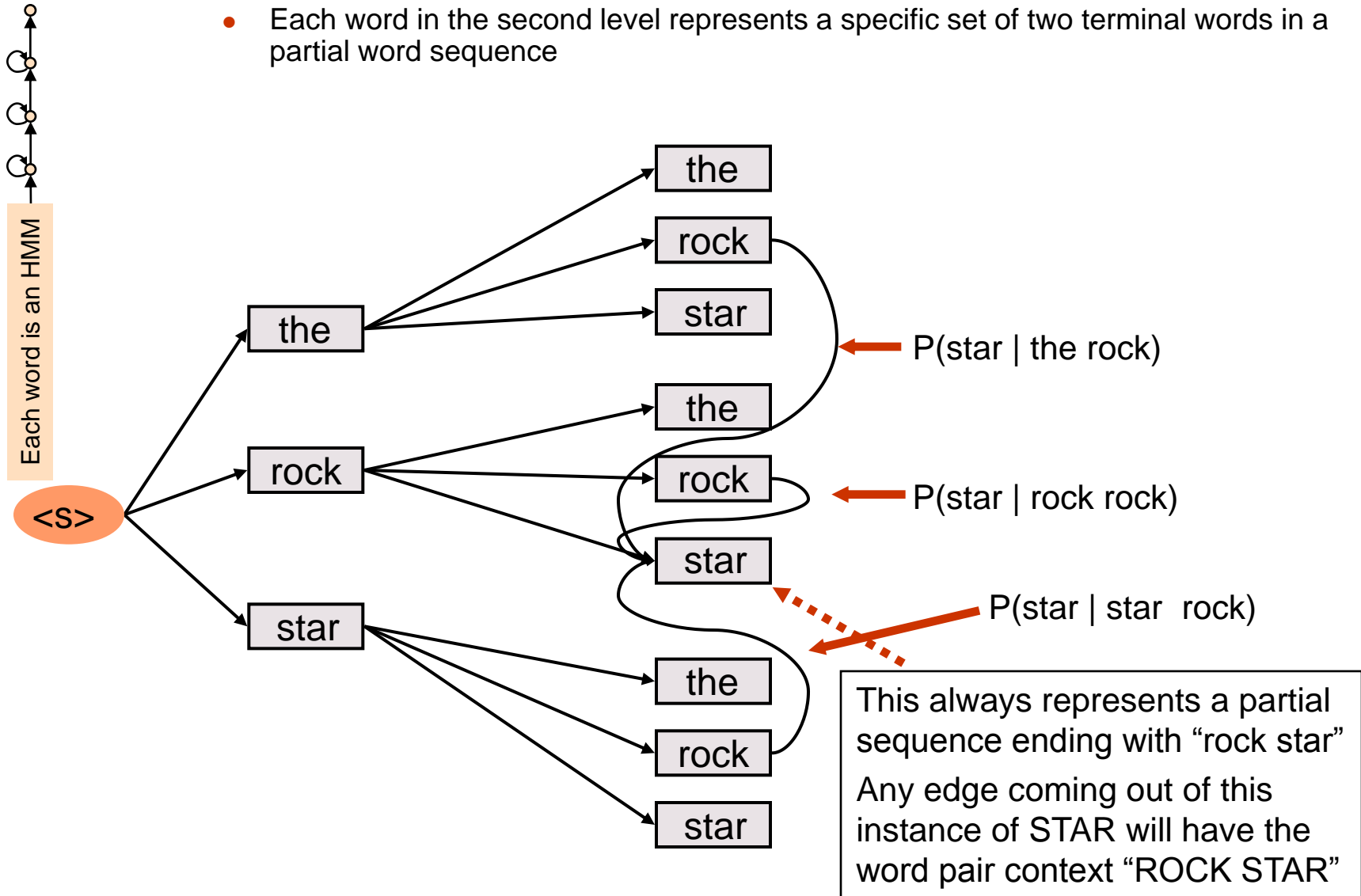
Trigram representations

- Trigrams for all “<s> word” sequences
 - A new instance of every word is required to ensure that the two preceding symbols are “<s> word”

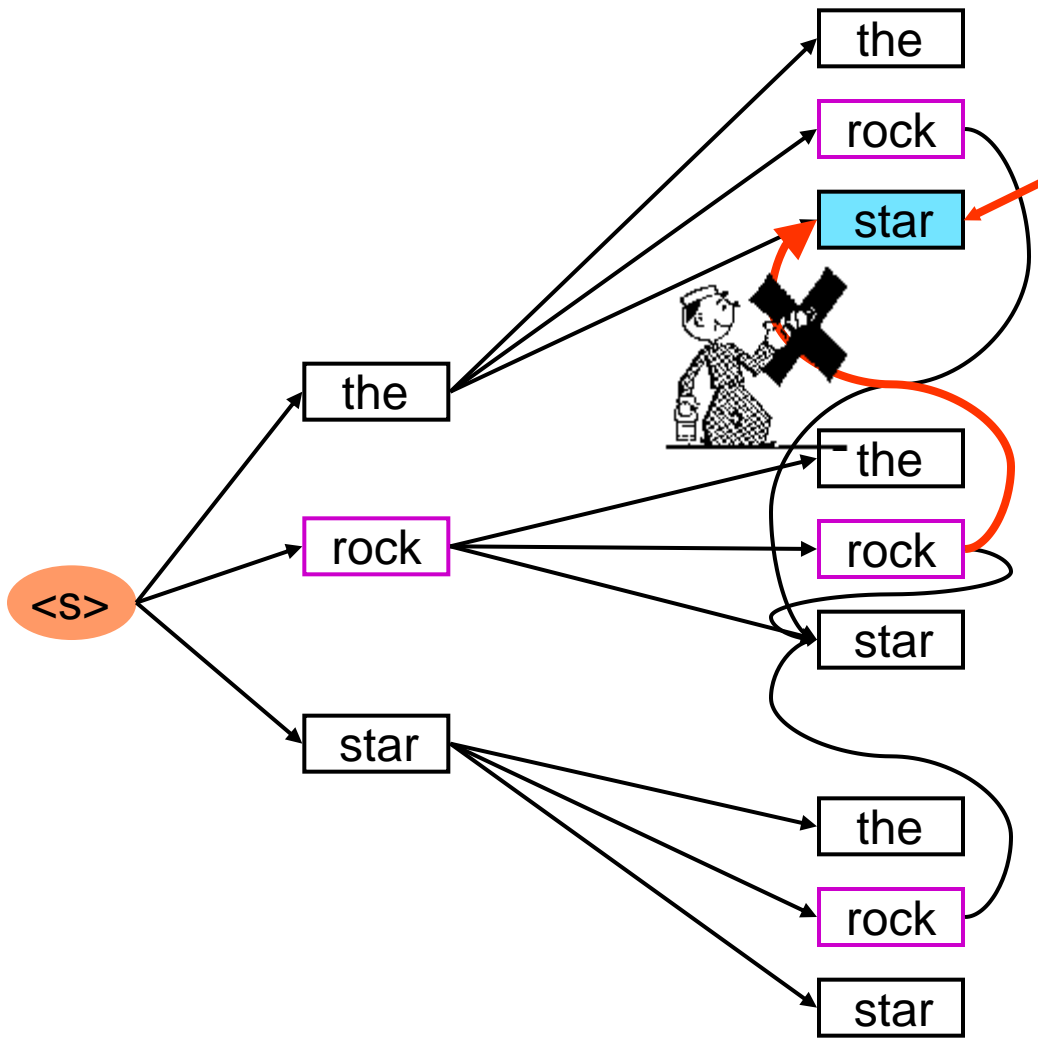


Trigram representations

- Each word in the second level represents a specific set of two terminal words in a partial word sequence



Trigram representations



Edges coming out of this wrongly connected STAR could have word pair contexts that are either "THE STAR" or "ROCK STAR". This is ambiguous. A word cannot have incoming edges from two or more different words

Generic N-gram representations

- ◆ The logic can be extended:
- ◆ A trigram decoding structure for a vocabulary of D words needs D word instances at the first level and D^2 word instances at the second level
 - Total of $D(D+1)$ word models must be instantiated
 - Other, more expensive structures are also possible
- ◆ An N -gram decoding structure will need
 - $D + D^2 + D^3 \dots D^{N-1}$ word instances
 - Arcs must be incorporated such that the exit from a word instance in the $(N-1)^{\text{th}}$ level always represents a word sequence with the same trailing sequence of $N-1$ words

Estimating N-gram probabilities

- ◆ N-gram probabilities must be estimated from data
- ◆ Probabilities can be estimated simply by counting words in training text
- ◆ E.g. the training corpus has 1000 words in 50 sentences, of which 400 are “sing” and 600 are “song”
 - $\text{count}(\text{sing})=400$; $\text{count}(\text{song})=600$; $\text{count}(\text{</s>})=50$
 - There are a total of 1050 tokens, including the 50 “end-of-sentence” markers
- ◆ UNIGRAM MODEL:
 - $P(\text{sing}) = 400/1050$; $P(\text{song}) = 600/1050$; $P(\text{</s>}) = 50/1050$
- ◆ BIGRAM MODEL: finer counting is needed. For example:
 - 30 sentences begin with sing, 20 with song
 - ▶ We have 50 counts of <s>
 - ▶ $P(\text{sing} \mid \text{<s>}) = 30/50$; $P(\text{song} \mid \text{<s>}) = 20/50$
 - 10 sentences end with sing, 40 with song
 - ▶ $P(\text{</s>} \mid \text{sing}) = 10/400$; $P(\text{</s>} \mid \text{song}) = 40/600$
 - 300 instances of sing are followed by sing, 90 are followed by song
 - ▶ $P(\text{sing} \mid \text{sing}) = 300/400$; $P(\text{song} \mid \text{sing}) = 90/400$;
 - 500 instances of song are followed by song, 60 by sing
 - ▶ $P(\text{song} \mid \text{song}) = 500/600$; $P(\text{sing} \mid \text{song}) = 60/600$

Estimating N-gram probabilities

- ◆ Note that “</s>” is considered to be equivalent to a word. The probability for “</s>” are counted exactly like that of other words
- ◆ For N-gram probabilities, we count not only words, but also word sequences of length N
 - E.g. we count word sequences of length 2 for bigram LMs, and word sequences of length 3 for trigram LMs
- ◆ For N-gram probabilities of order $N > 1$, we also count word sequences that include the word beginning and word end markers
 - E.g. counts of sequences of the kind “<s> $w_a w_b$ ” and “ $w_c w_d$ </s>”
- ◆ The N-gram probability of a word w_d given a context “ $w_a w_b w_c$ ” is computed as
 - $P(w_d | w_a w_b w_c) = \text{Count}(w_a w_b w_c w_d) / \text{Count}(w_a w_b w_c)$
 - For unigram probabilities the count in the denominator is simply the count of all word tokens (except the beginning of sentence marker <s>). We do not explicitly compute the probability of $P(<s>)$.

Estimating N-gram probabilities

- ◆ Such direct estimation is however not possible in all cases
- ◆ If we had only a 1000 words in our vocabulary, there are $1001 * 1001$ possible bigrams (including the $\langle s \rangle$ and $\langle /s \rangle$ markers)
- ◆ We are unlikely to encounter all 1002001 word pairs in any given corpus of training data
 - i.e. many of the corresponding bigrams will have 0 count
- ◆ However, this does not mean that the bigrams will never occur during recognition
 - E.g., we may never see “sing sing” in the training corpus
 - $P(\text{sing} \mid \text{sing})$ will be estimated as 0
 - If a speaker says “sing sing” as part of any word sequence, at least the “sing sing” portion of it will never be recognized
- ◆ The problem gets worse as the order (N) of the N-gram model increases
 - For the 1000 word vocabulary there are more than 10^9 possible trigrams
 - Most of them will never been seen in any training corpus
 - Yet they may actually be spoken during recognition

Discounting

- ◆ We must assign a small non-zero probability to all N-grams that were never seen in the training data
- ◆ However, this means we will have to reduce the probability of other terms, to compensate
 - Example: We see 100 instances of sing, 90 of which are followed by sing, and 10 by </s> (the sentence end marker).
 - The bigram probabilities computed directly are $P(\text{sing}|\text{sing}) = 90/100$, $P(\text{</s>}|\text{sing}) = 10/100$
 - We never observed sing followed by song.
 - Let us attribute a small probability X ($X > 0$) to $P(\text{song}|\text{sing})$
 - But $90/100 + 10/100 + X > 1.0$
 - To compensate we subtract a value Y from $P(\text{sing}|\text{sing})$ and some value Z from $P(\text{</s>}|\text{sing})$ such that
 - ▶ $P(\text{sing} | \text{sing}) = 90 / 100 - Y$
 - ▶ $P(\text{</s>} | \text{sing}) = 10 / 100 - Z$
 - ▶ $P(\text{sing} | \text{sing}) + P(\text{</s>} | \text{sing}) + P(\text{song} | \text{sing}) = 90/100 - Y + 10/100 - Z + X = 1$

Discounting and smoothing

- ◆ The reduction of the probability estimates for seen Ngrams, in order to assign non-zero probabilities to unseen Ngrams is called discounting
 - The process of modifying probability estimates to be more generalizable is called smoothing
- ◆ Discounting and smoothing techniques:
 - Absolute discounting
 - Jelinek-Mercer smoothing
 - Good Turing discounting
 - Other methods
- ◆ All discounting techniques follow the same basic principle: they modify the *counts* of Ngrams that are seen in the training data
 - The modification usually reduces the counts of seen Ngrams
 - The withdrawn counts are reallocated to unseen Ngrams
- ◆ Probabilities of seen Ngrams are computed from the modified counts
 - The resulting Ngram probabilities are *discounted* probability estimates
 - Non-zero probability estimates are derived for unseen Ngrams, from the counts that are reallocated to unseen Ngrams

Absolute Discounting

- ◆ Subtract a constant from all counts
- ◆ E.g., we have a vocabulary of K words, $w_1, w_2, w_3 \dots w_K$
- ◆ Unigram:
 - Count of word $w_i = C(i)$
 - Count of end-of-sentence markers ($\langle /s \rangle$) = C_{end}
 - Total count $C_{\text{total}} = \sum_i C(i) + C_{\text{end}}$
- ◆ Discounted Unigram Counts
 - $C_{\text{discount}}(i) = C(i) - \epsilon$
 - $C_{\text{discount}}_{\text{end}} = C_{\text{end}} - \epsilon$
- ◆ Discounted probability for seen words
 - $P(i) = C_{\text{discount}}(i) / C_{\text{total}}$
 - Note that the denominator is the total of the *undiscounted* counts
- ◆ If K_0 words are seen in the training corpus, $K - K_0$ words are unseen
 - A total count of $K_0 \times \epsilon$, representing a probability $K_0 \times \epsilon / C_{\text{total}}$ remains unaccounted for
 - This is distributed among the $K - K_0$ words that were never seen in training
 - ▶ We will discuss how this distribution is performed later

Absolute Discounting: Higher order N-grams

- ◆ Bigrams: We now have counts of the kind
 - Contexts: $\text{Count}(w_1), \text{Count}(w_2), \dots, \text{Count}(\langle s \rangle)$
 - Note $\langle s \rangle$ is also counted; but it is used *only* as a context
 - Context does *not* incorporate $\langle /s \rangle$
 - Word pairs: $\text{Count}(\langle s \rangle w_1), \text{Count}(\langle s \rangle, w_2), \dots, \text{Count}(\langle s \rangle \langle /s \rangle), \dots, \text{Count}(w_1 w_1), \dots, \text{Count}(w_1 \langle /s \rangle) \dots \text{Count}(w_K w_K), \text{Count}(w_K \langle /s \rangle)$
 - Word pairs ending in $\langle /s \rangle$ are also counted
- ◆ Discounted counts:
 - $\text{DiscountedCount}(w_i w_j) = \text{Count}(w_i w_j) - \epsilon$
- ◆ Discounted probability:
 - $P(w_j | w_i) = \text{DiscountedCount}(w_i w_j) / \text{Count}(w_i)$
 - Note that the discounted count is used only in the numerator
- ◆ For each context w_i , the probability $K_o(w_i)\epsilon / \text{Count}(w_i)$ is left over
 - $K_o(w_i)$ is the number of words that were seen following w_i in the training corpus
 - $K_o(w_i)\epsilon / \text{Count}(w_i)$ will be distributed over bigrams $P(w_j | w_i)$, for words w_j such that the word pair $w_i w_j$ was never seen in the training data

Absolute Discounting

- ◆ **Trigrams:** Word triplets and word pair contexts are counted
 - Context Counts: $\text{Count}(\langle s \rangle w_1)$, $\text{Count}(\langle s \rangle w_2)$, ...
 - Word triplets: $\text{Count}(\langle s \rangle w_1 w_1), \dots, \text{Count}(w_K w_K, \langle /s \rangle)$
- ◆ $\text{DiscountedCount}(w_i w_j w_k) = \text{Count}(w_i w_j w_k) - \varepsilon$
- ◆ Trigram probabilities are computed as the ratio of discounted word triplet counts and undiscounted context counts
- ◆ The same procedure can be extended to estimate higher-order N-grams
- ◆ **The value of ε :** The most common value for ε is 1
 - However, when the training text is small, this can lead to allocation of a disproportionately large fraction of the probability to unseen events
 - In these cases, ε is set to be smaller than 1.0, e.g. 0.5 or 0.1
- ◆ The optimal value of ε can also be derived from data
 - Via K-fold cross validation

K-fold cross validation for estimating ϵ

- ◆ Split training data into K equal parts
- ◆ Create K different groupings of the K parts by holding out one of the K parts and merging the rest of the K-1 parts together. The held out part is a validation set, and the merged parts form a training set
 - This gives us K different partitions of the training data into training and validation sets
- ◆ For several values of ϵ
 - Compute K different language models with each of the K training sets
 - Compute the total probability $P_{\text{validation}}(i)$ of the i^{th} validation set on the LM trained from the i^{th} training set
 - Compute the total probability
$$P_{\text{validation}}_{\epsilon} = P_{\text{validation}}(1) * P_{\text{validation}}(2) * \dots * P_{\text{validation}}(K)$$
- ◆ Select the ϵ for which $P_{\text{validation}}_{\epsilon}$ is maximum
- ◆ Retrain the LM using the *entire* training data, using the chosen value of ϵ

The Jelinek Mercer Smoothing Technique

- ◆ Jelinek-Mercer smoothing returns the probability of an N-gram as a weighted combination of maximum likelihood N-gram and smoothed N-1 gram probabilities

$$P_{smooth}(word | wa wb wc...) = \lambda(wa wb wc...)P_{ML}(word | wa wb wc...) + (1.0 - \lambda(wa wb wc...))P_{smooth}(word | wb wc...)$$

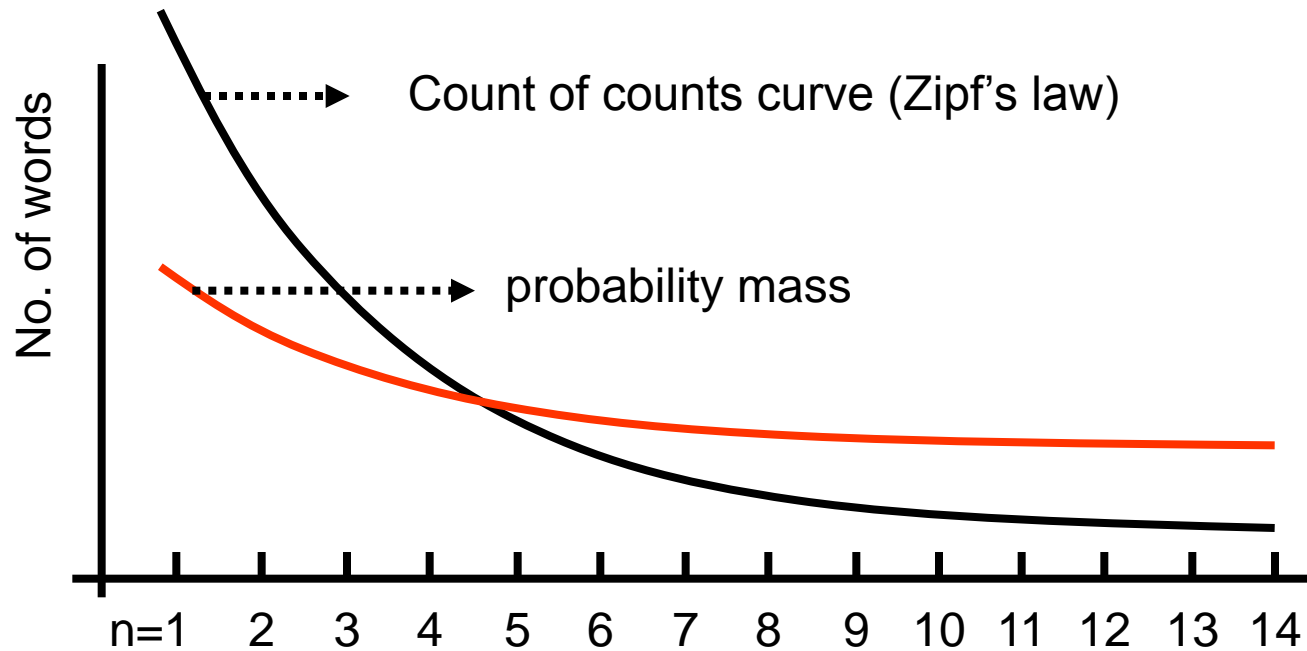
- ◆ $P_{smooth}(word | wa wb wc..)$ is the N-gram probability used during recognition
 - The higher order (N-gram) term on the right hand side, $P_{ML}(word | wa wb wc..)$ is simply a maximum likelihood (counting-based) estimate of $P(word | wa wb wc..)$
 - The lower order ((N-1)-gram term) $P_{smooth}(word | wb wc..)$ is recursively obtained by interpolation between the ML estimate $P_{ML}(word | wb wc..)$ and the smoothed estimate for the (N-2)-gram $P_{smooth}(word | wc..)$
 - All λ values lie between 0 and 1
 - Unigram probabilities are interpolated with a uniform probability distribution
- ◆ The λ values must be estimated using held-out data
 - A combination of K-fold cross validation and the expectation maximization algorithms must be used
 - We will not present the details of the learning algorithm in this talk
 - Often, an arbitrarily chosen value of λ , such as $\lambda = 0.5$ is also very effective

Good-Turing discounting: Zipf's law

- ◆ Zipf's law: The number of events that occur often is small, but the number of events that occur very rarely is very large.
- ◆ If n represents the number of times an event occurs in a unit interval, the number of events that occur n times per unit time is proportional to $1/n^\alpha$, where α is greater than 1
 - George Kingsley Zipf originally postulated that $\alpha = 1$.
 - Later studies have shown that α is $1 + \varepsilon$, where ε is slightly greater than 0
- ◆ Zipf's law is true for words in a language: the probability of occurrence of words starts high and tapers off. A few words occur very often while many others occur rarely.

Good-Turing discounting

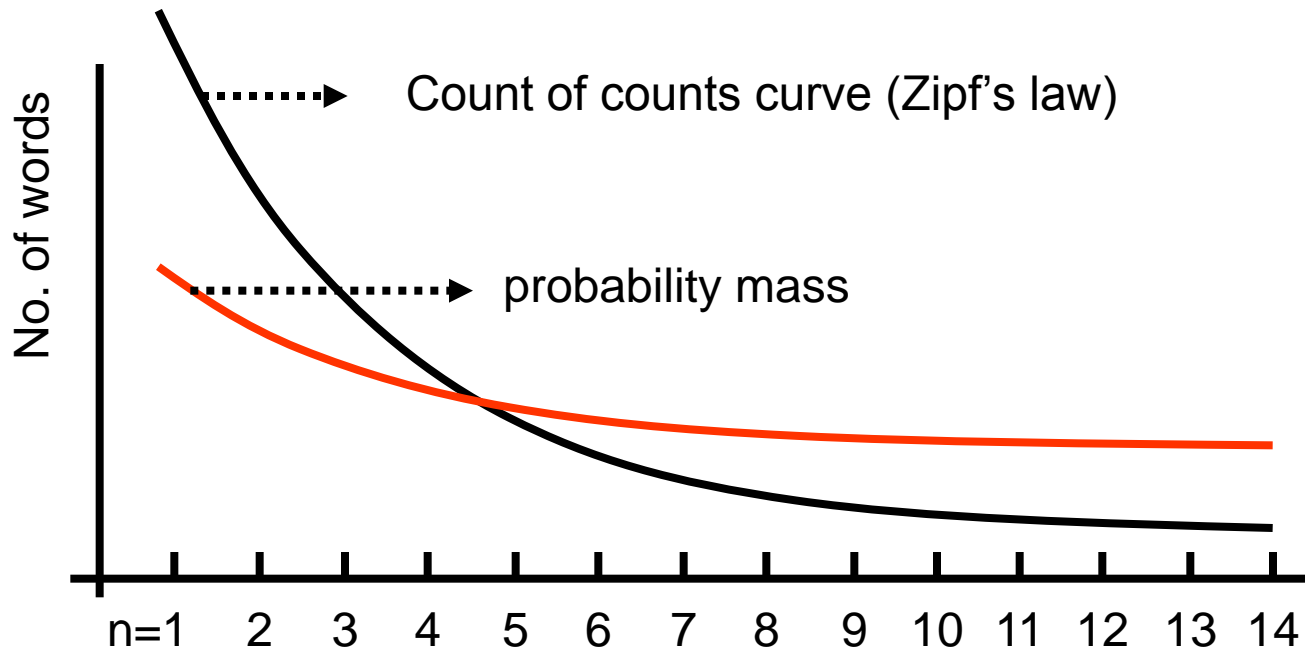
- ◆ A plot of the count of counts of words in a training corpus typically looks like this:



- ◆ In keeping with Zipf's law, the number of words that occur n times in the training corpus is typically more than the number of words that occur $n+1$ times

Total Probability Mass

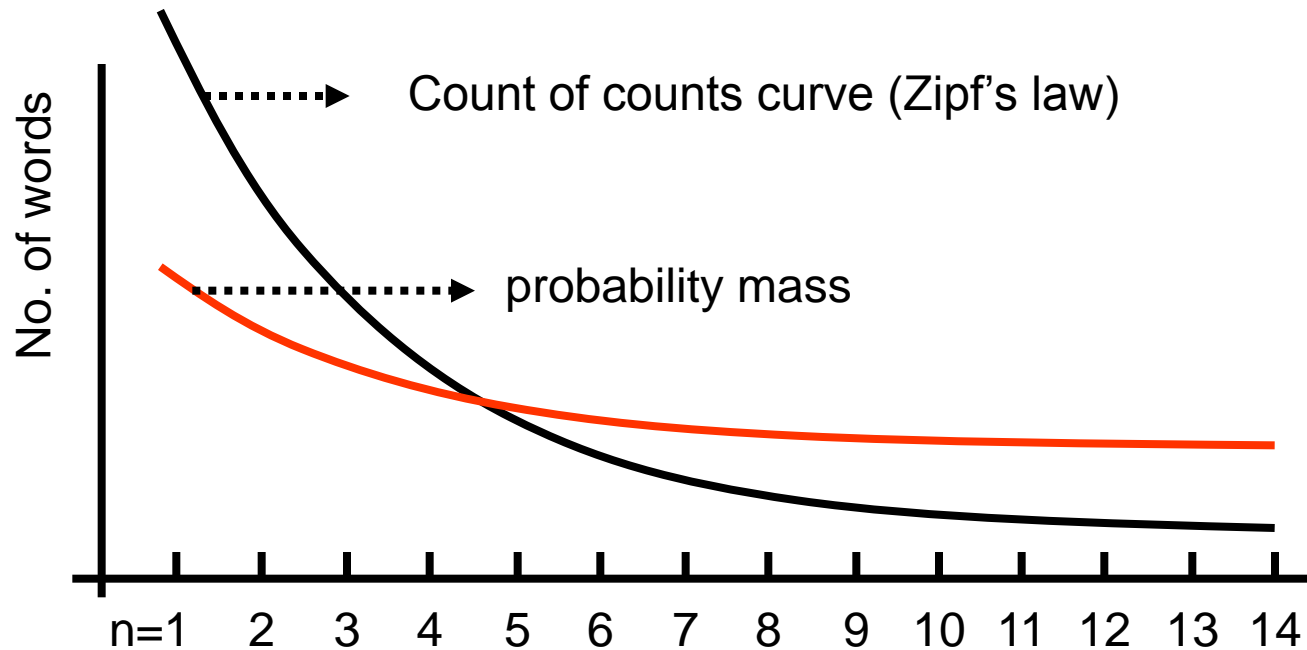
- ◆ A plot of the count of counts of words in a training corpus typically looks like this:



- ◆ Black line: Count of counts
 - ◆ Black line value at N = No. of words that occur N times
- ◆ Red line: Total probability mass of all events with that count
 - ◆ Red line value at 1 = (No. of words that occur once) / Total words
 - ◆ Red line value at 2 = $2 * (\text{No. of words that occur twice}) / \text{Total words}$
 - ◆ Red line value at N = $N * (\text{No. of words that occur } N \text{ times}) / \text{Total words}$

Total Probability Mass

- ◆ A plot of the count of counts of words in a training corpus typically looks like this:



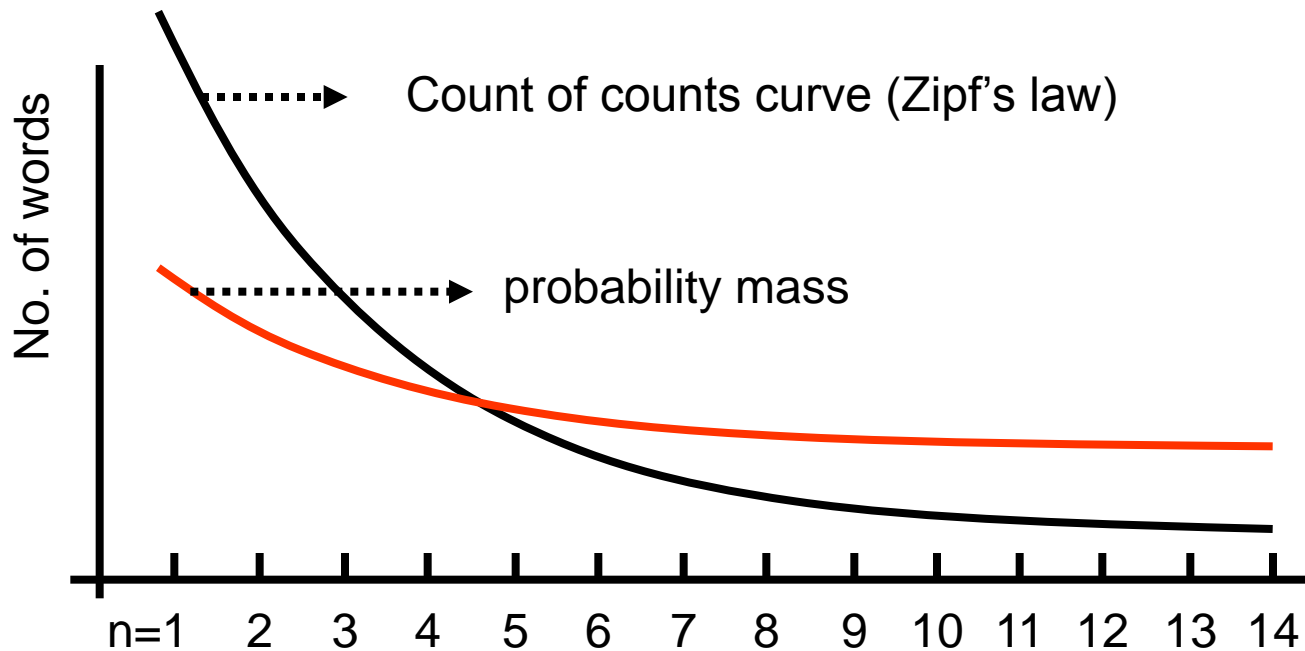
- ◆ Red Line

- ◆ $P(K) = K * N_K / N$

- ◆ K = No. of times word was seen
- ◆ N_K is no. of words seen K times
- ◆ N : Total words

Good-Turing discounting

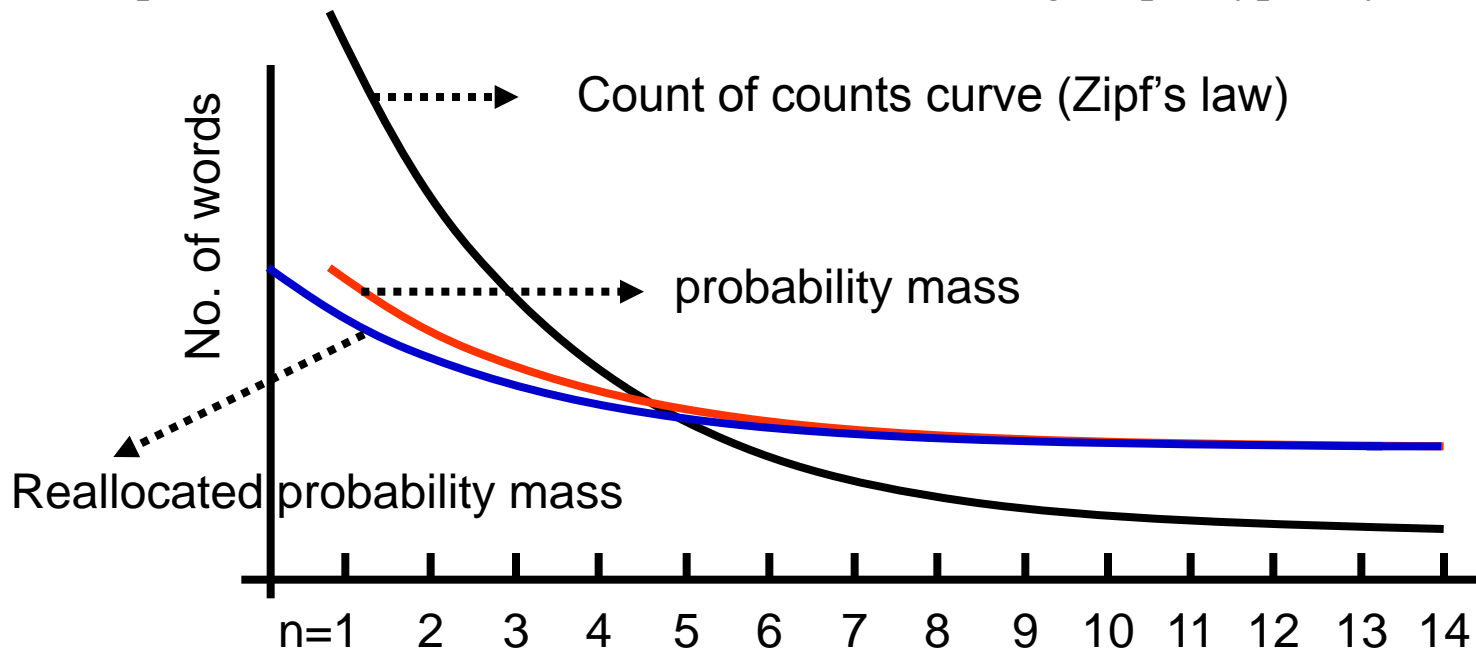
- ◆ A plot of the count of counts of words in a training corpus typically looks like this:



- ◆ In keeping with Zipf's law, the number of words that occur n times in the training corpus is typically more than the number of words that occur $n+1$ times
 - The total probability mass of words that occur n times falls slowly
 - Surprisingly, the total probability mass of rare words is greater than the total probability mass of common words, because of the large number of rare words

Good-Turing discounting

- ◆ A plot of the count of counts of words in a training corpus typically looks like this:



- ◆ Good Turing discounting reallocates probabilities
 - The total probability mass of all words that occurred n times is assigned to words that occurred $n-1$ times
 - The total probability mass of words that occurred once is reallocated to words that were never observed in training

Good Turing Discounting

- ◆ Assign probability mass of events seen 2 times to events seen once.

- Before discounting: $P(\text{word seen once}) = 1 / N$

- ▶ N = total words

- After discounting:

- $P(\text{word seen once}) = (2 * N_2 / N) / N_1$

- ▶ N_2 is no. of words seen twice

- ▶ N_1 is no. of words seen once

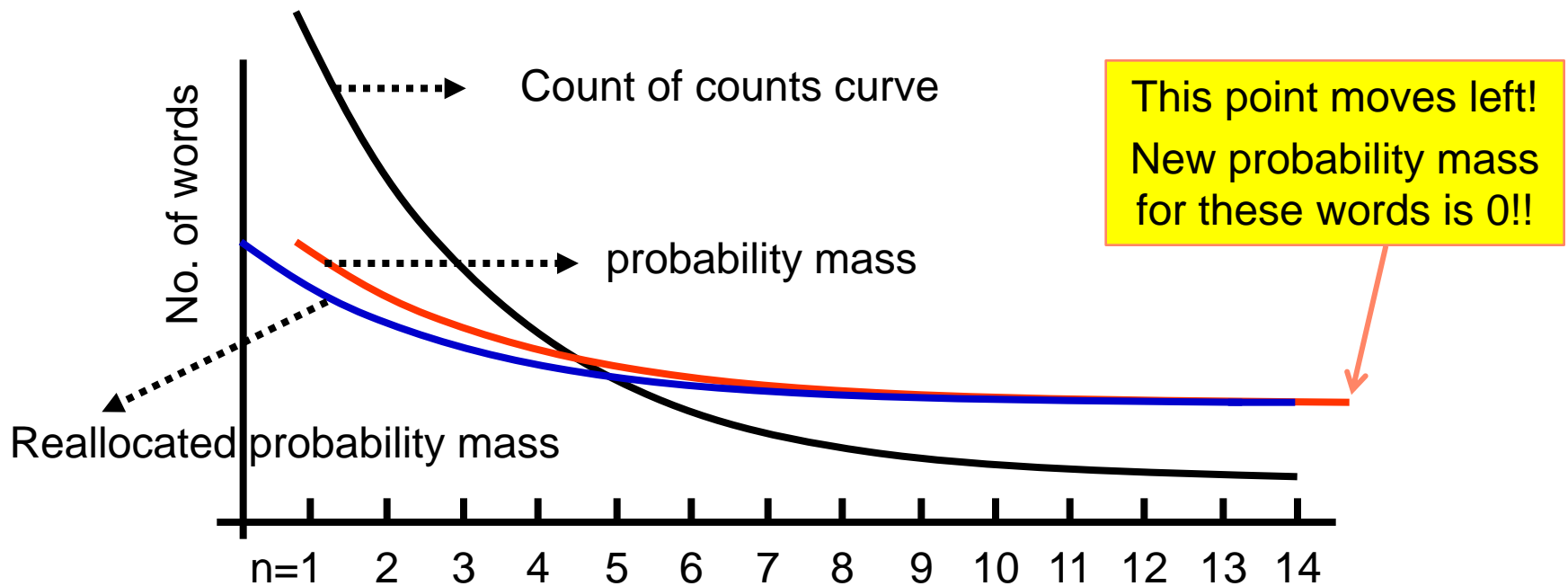
- $P(\text{word seen once}) = (2 * N_2 / N_1) / N$

- ◆ Discounted count for words seen once is:

- $N_{1,\text{discounted}} = (2 * N_2 / N_1)$

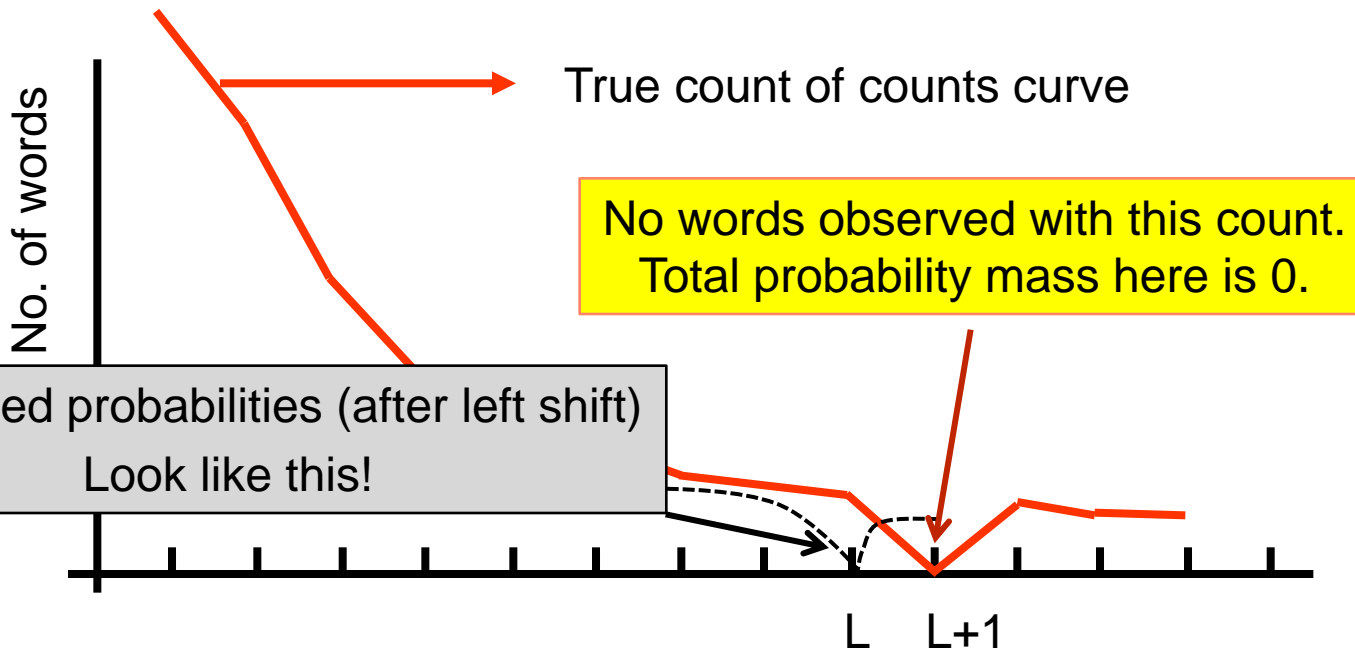
- Modified probability: Use discounted count as the count for the word

Good-Turing discounting



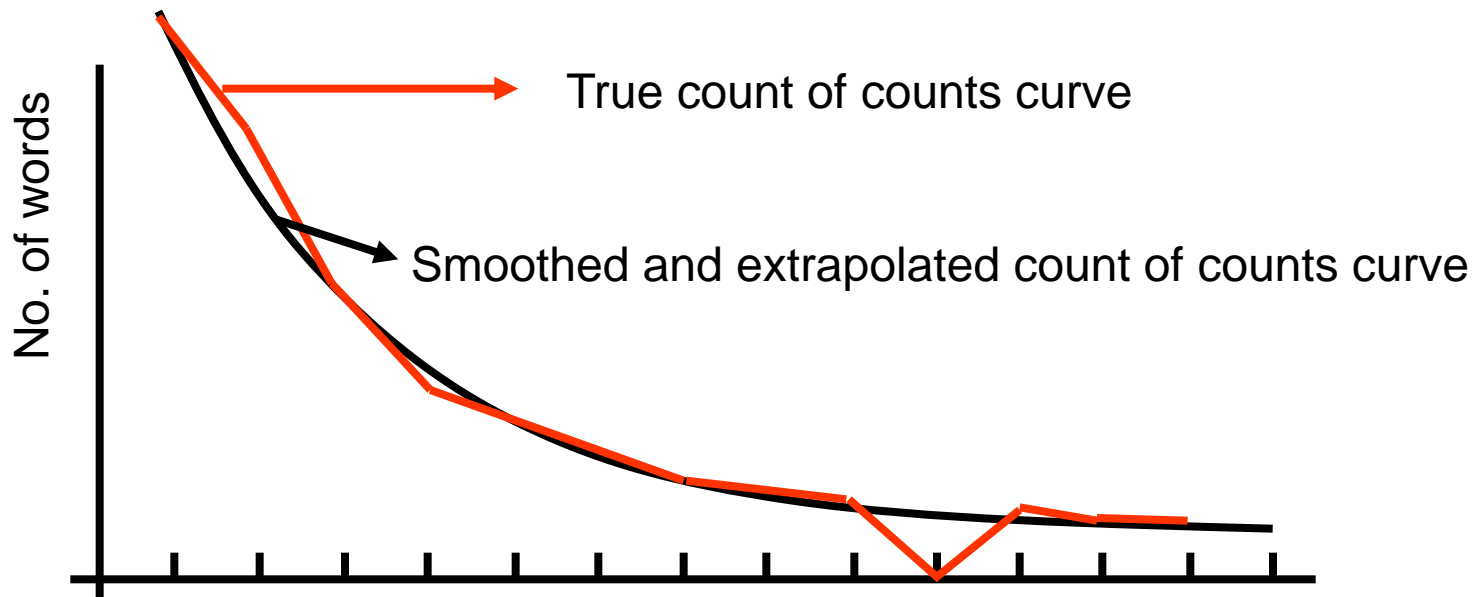
- ◆ The probability mass curve cannot simply be shifted left directly due to two potential problems
- ◆ Directly shifting the probability mass curve assigns 0 probability to the most frequently occurring words

Good-Turing discounting



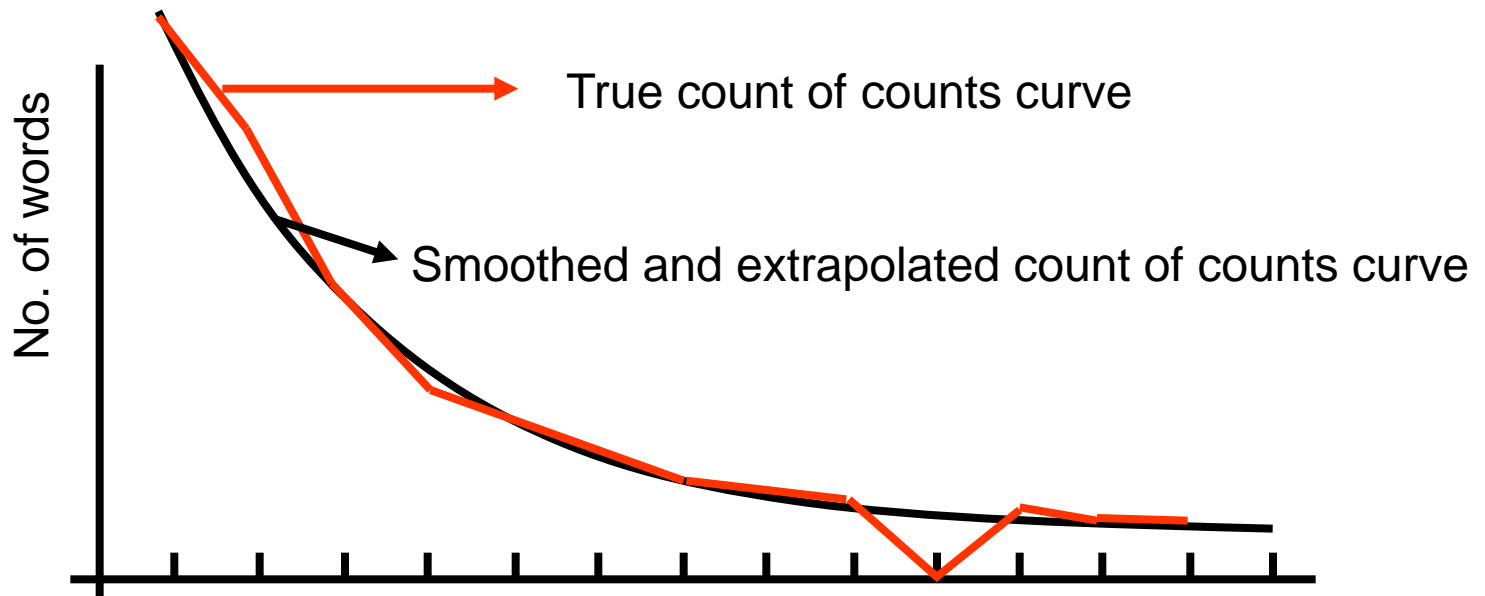
- ◆ The count of counts curve is often not continuous
 - We may have words that occurred L times, and words that occurred $L+2$ times, but none that occurred $L+1$ times
 - By simply reassigning probability masses backward, words that occurred L times are assigned the total probability of words that occurred $L+1$ times = 0!

Good-Turing discounting



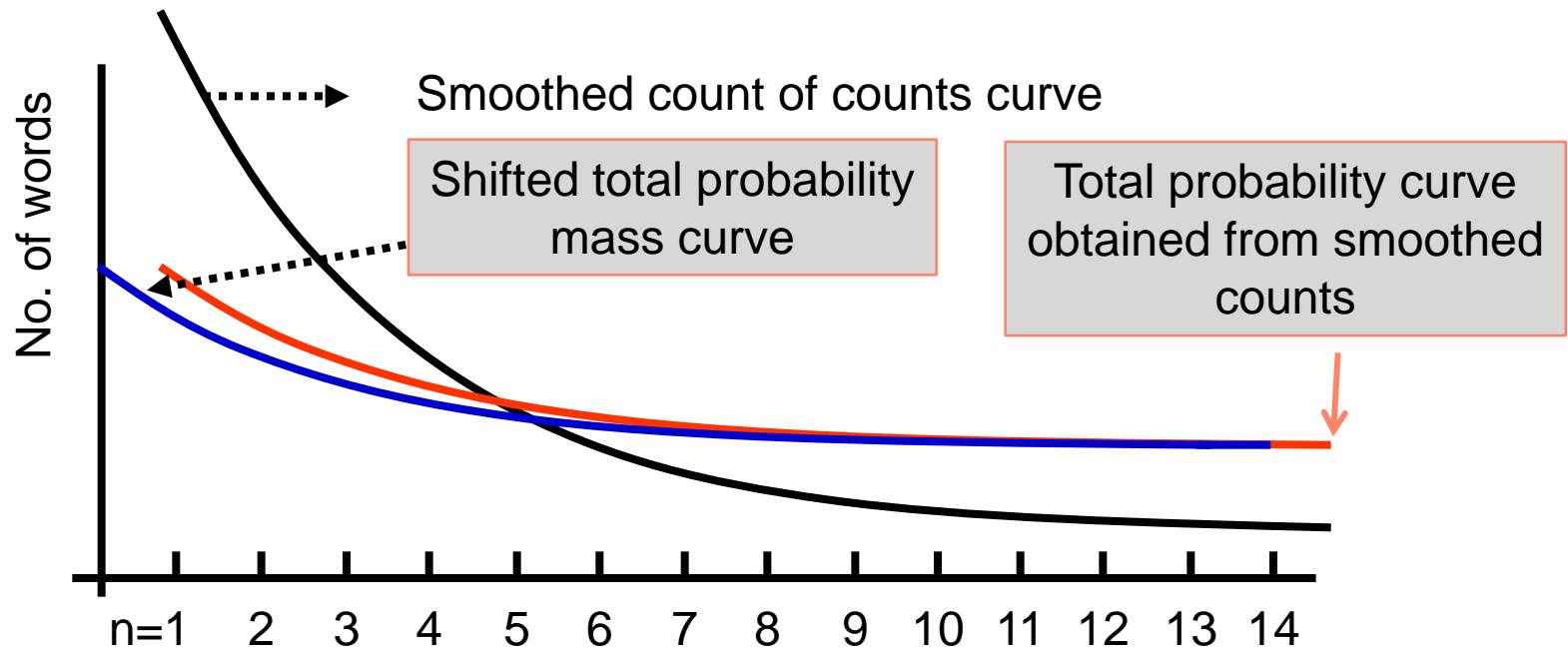
- ◆ The count of counts curve is smoothed and extrapolated
 - Smoothing fills in “holes” – intermediate counts for which the curve went to 0
 - Smoothing may also vary the counts of events that were observed
 - Extrapolation extends the curve to one step beyond the maximum count observed in the data
- ◆ Smoothing and extrapolation can be done by linear interpolation and extrapolation, or by fitting polynomials or splines
- ◆ Probability masses are computed from the smoothed count-of-counts and reassigned

Good-Turing discounting



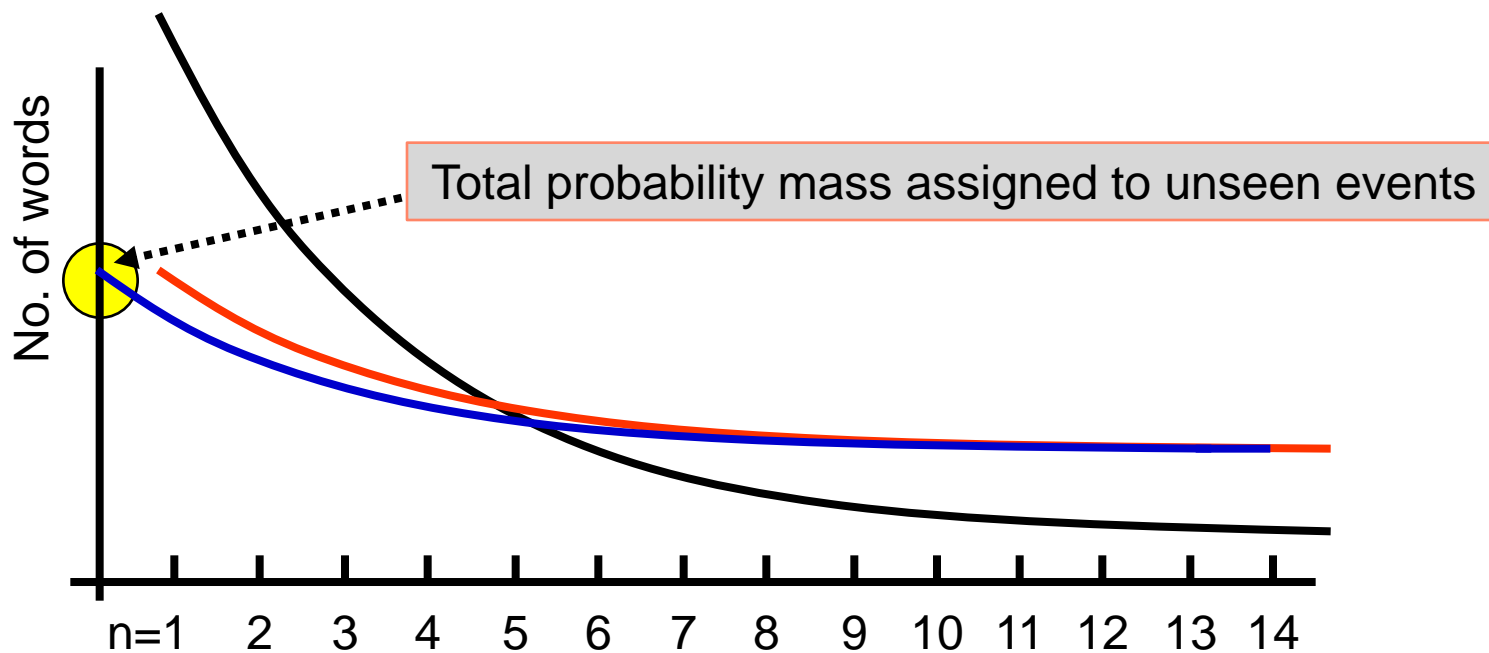
- ◆ **Step 1:** Compute count-of-counts curve
 - Let $r(i)$ be the number of words that occurred i times
- ◆ **Step 2:** Smooth and extend count-of-count curve
 - Let $r'(i)$ be the smoothed count of the number of words that occurred i times.
- ◆ The total smoothed count of all words that occurred i times is $r'(i) * i$.
 - We operate entirely with the smoothed counts from here on

Good-Turing discounting



- ◆ **Step 3:** Reassign the total smoothed counts $r'(i)*i$ to words that occurred $i-1$ times.
 - $reassignedcount(i-1) = r'(i)*i / r'(i-1)$
- ◆ **Step 4:** Compute modified total count from smoothed counts
 - $totalreassignedcount = \sum_i smoothedprobabilitymass(i)$
- ◆ **Step 5:** A word w with count i is assigned probability $P(w/ context) = reassignedcount(i) / totalreassignedcount$

Good-Turing discounting



- ◆ **Step 6:** Compute a probability for unseen terms!!!!
- ◆ A probability mass $P_{\text{leftover}} = r'(1) * N_1 / \text{totalreassignedcount}$ is left over
 - Reminder: $r'(1)$ is the smoothed count of words that occur once
 - The left-over probability mass is reassigned to words that were not seen in the training corpus
- ◆ $P(\text{any unseen word}) = P_{\text{leftover}} / N_{\text{unseen}}$

Good-Turing estimation of LM probabilities

◆ UNIGRAMS:

- The count-of-counts curve is derived by counting the words (including $\langle /s \rangle$) in the training corpus
- The count-of-counts curve is smoothed and extrapolated
- Word probabilities are computed for observed words are computed from the smoothed, reassigned counts
- The left-over probability is reassigned to unseen words

◆ BIGRAMS:

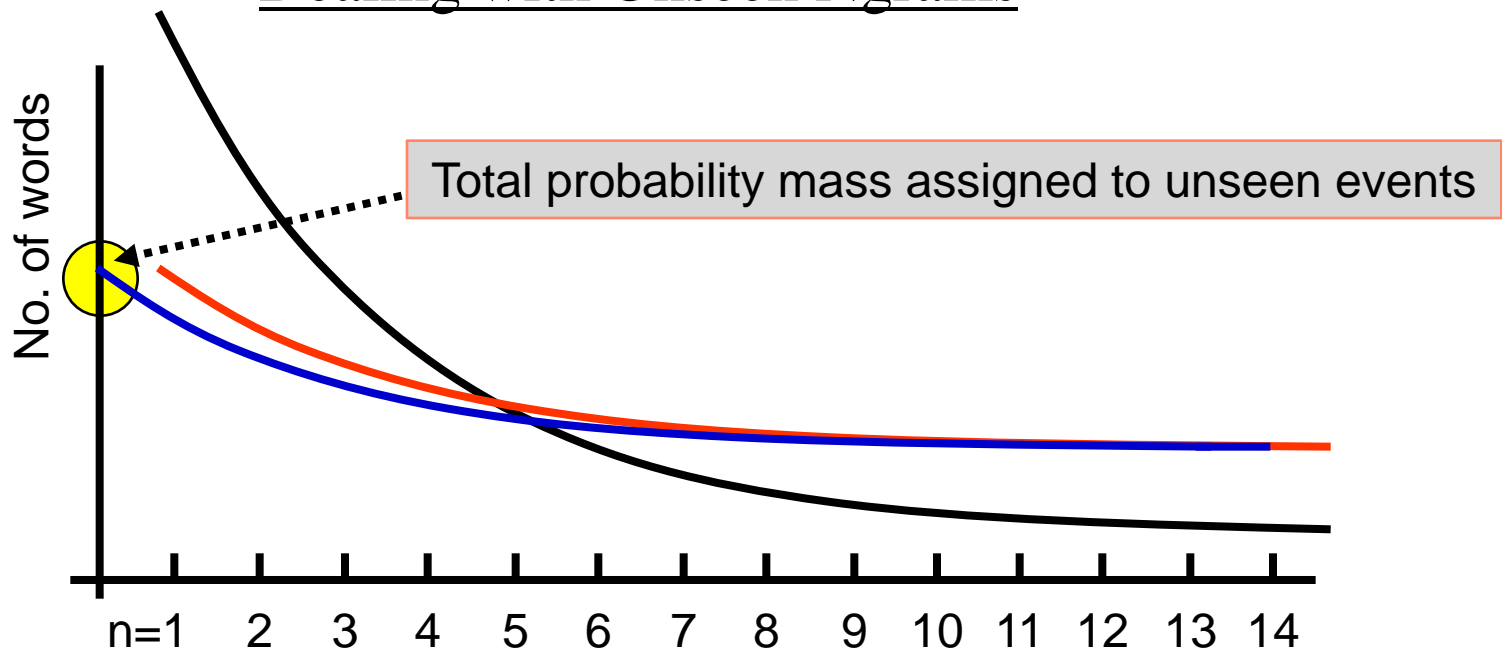
- For each word context W , (where W can also be $\langle s \rangle$), the same procedure given above is followed: the count-of-counts for all words that occur immediately after W is obtained, smoothed and extrapolated, and bigram probabilities for words seen after W are computed.
- The left-over probability is reassigned to the bigram probabilities of words that were never seen following W in the training corpus

- ◆ Higher order N -grams: The same procedure is followed for every word context $W_1 W_2 \dots W_{N-1}$

Reassigning left-over probability to unseen words

- ◆ All discounting techniques result in a some left-over probability to reassign to unseen words and N-grams
- ◆ For unigrams, this probability is uniformly distributed over all unseen words
 - The vocabulary for the LM must be prespecified
 - The probability will be reassigned uniformly to words from this vocabulary that were not seen in the training corpus
- ◆ For higher-order N-grams, the reassignment is done differently
 - Based on lower-order N-gram, i.e. (N-1)-gram probabilities
 - The process by which probabilities for unseen N-grams is computed from (N-1)-gram probabilities is referred to as “backoff”

Dealing with Unseen Ngrams



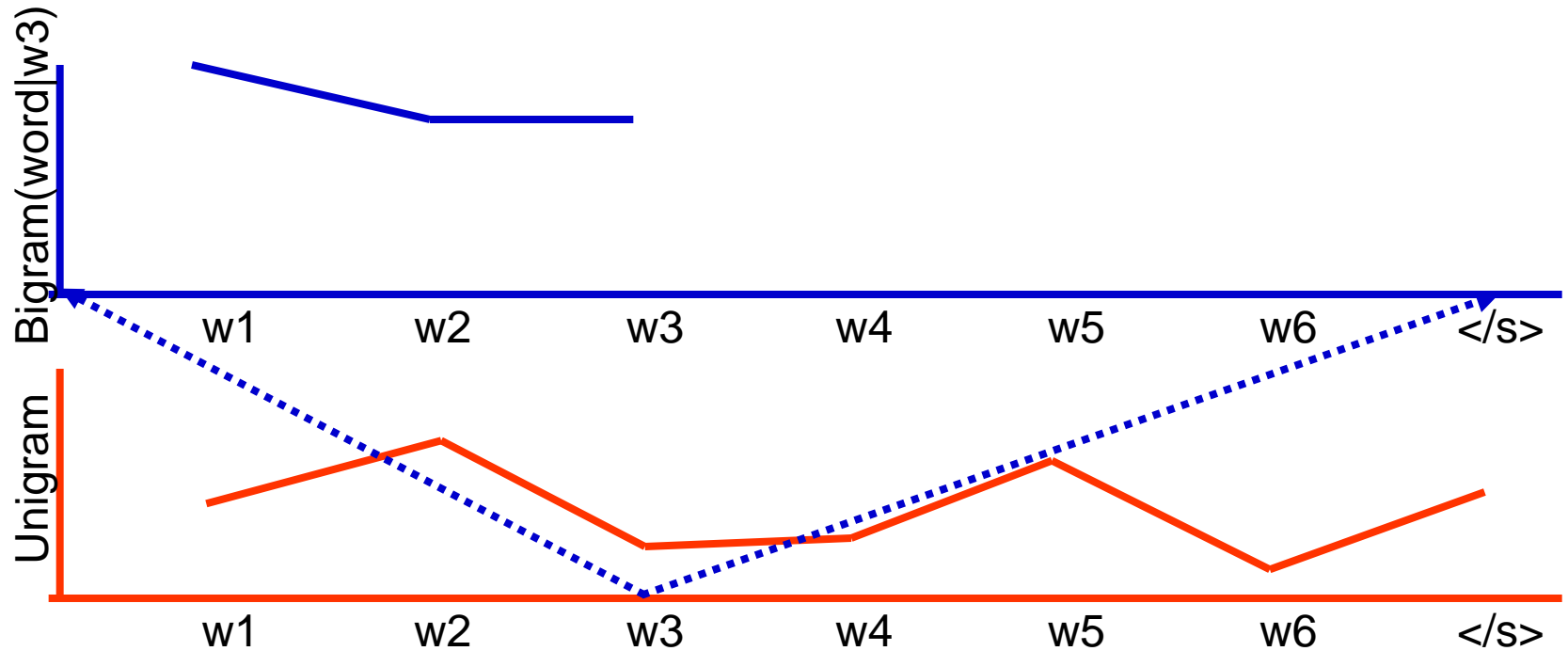
- ◆ UNIGRAMS: A probability mass $P_{\text{leftover}} = r'(1) * N_1 / \text{totalreassignedcount}$ is left over and distributed *uniformly* over unseen words
 - $P(\text{any unseen word}) = P_{\text{leftover}} / N_{\text{unseen}}$
- ◆ BIGRAMS: We only count over all words in a particular context
 - E.g. all words that followed word “w3”
 - We count words and smooth word counts only over this set (e.g. words that followed w3)
 - We can use the same discounting principle as above to compute probabilities of unseen bigrams of w3 (i.e bigram probabilities that a word will follow w3, although it was never observed to follow w3 in the training set)
 - **CAN WE DO BETTER THAN THIS?**

Unseen Ngrams: BACKOFF

- ◆ Example: Words w_5 and w_6 were never observed to follow w_3 in the training data
 - E.g. we never saw “dog” or “bear” follow the word “the”
- ◆ Backoff assumption: Relative frequencies of w_5 and w_6 will be the same in the context of w_3 (bigram) as they are in the language in general (Unigrams)
 - If the number of times we saw “dog” in the entire training corpus was 10x the no. of times we saw “bear”, then we assume that the number of times we will see “dog” after “the” is also 10x the no. of times we will see “bear” after “the”
- ◆ Generalizing: Ngram probabilities of words that are never seen (in the training data) in the given N-gram context follow the same distribution pattern observed in the N-1 gram context

N-gram LM: Backoff

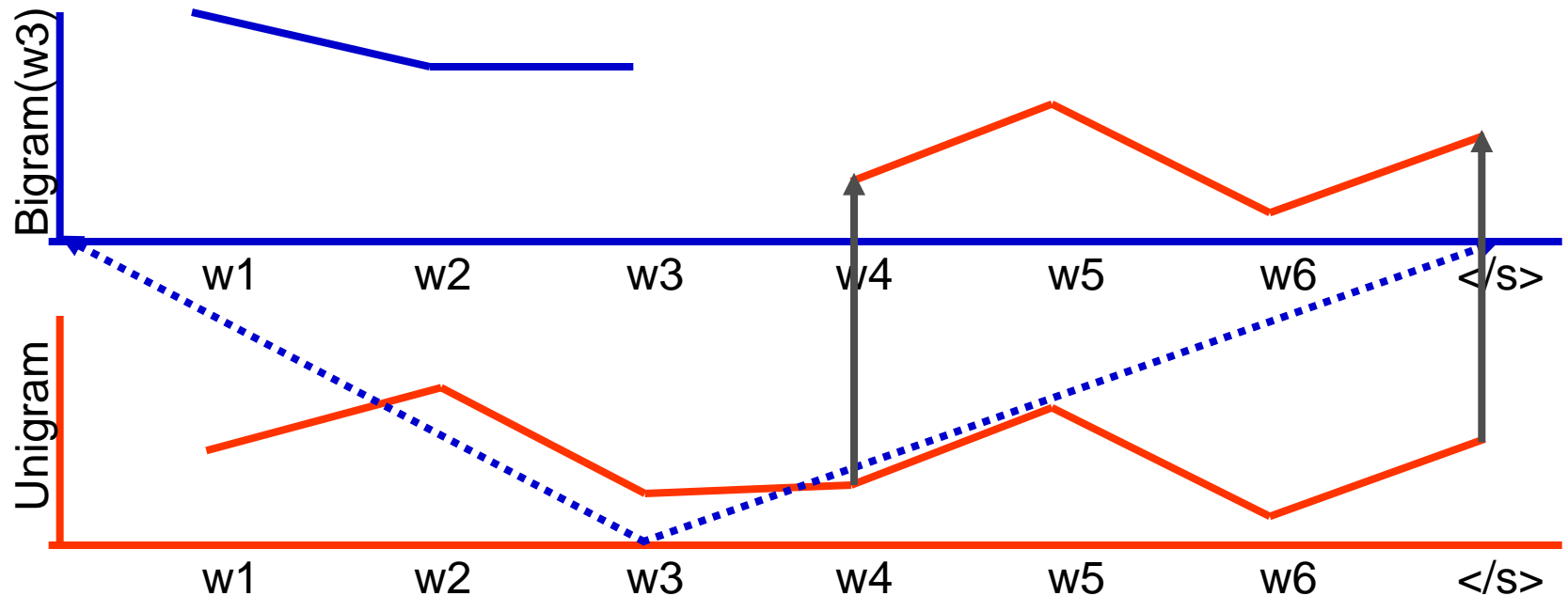
◆ Explanation with a bigram example



- ◆ Unigram probabilities are computed and known before bigram probabilities are computed
- ◆ Bigrams for $P(w1 | w3)$, $P(w2 | w3)$ and $P(w3 | w3)$ were computed from discounted counts. $w4$, $w5$, $w6$ and $</s>$ were never seen after $w3$ in the training corpus

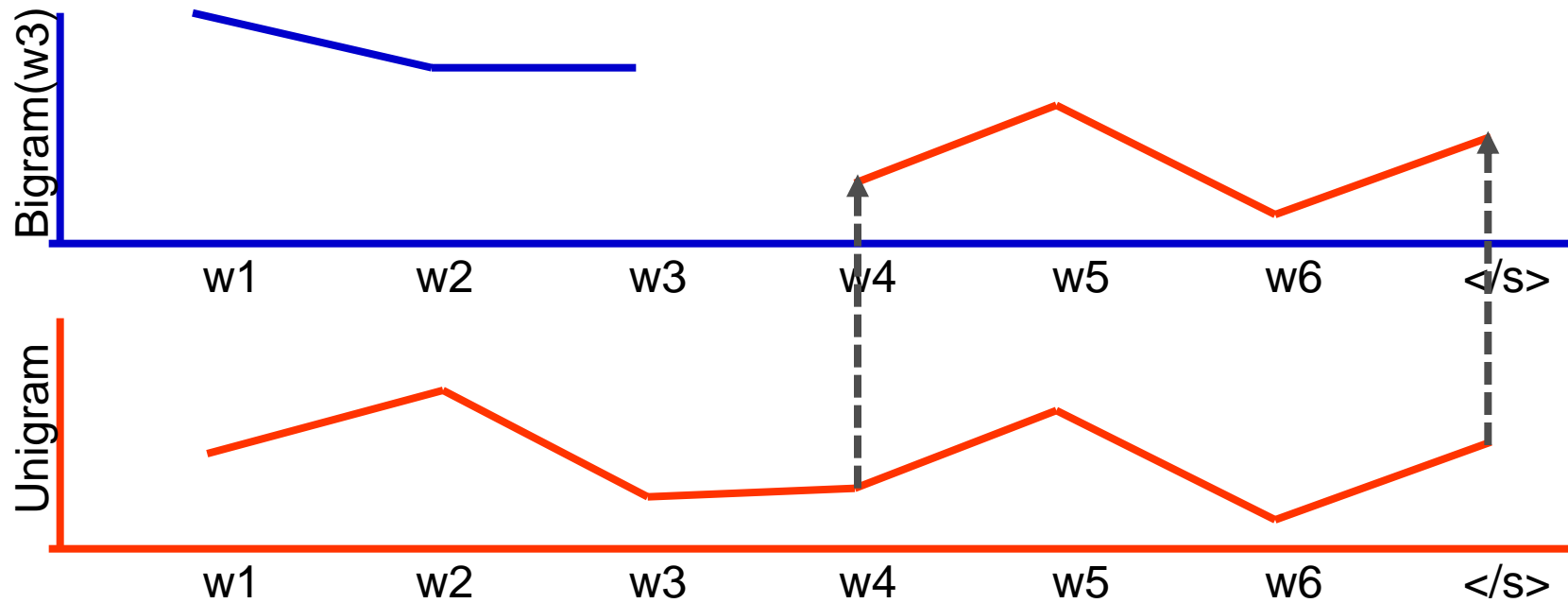
N-gram LM: Backoff

◆ Explanation with a bigram example



- ◆ The probabilities $P(w4|w3)$, $P(w5|w3)$, $P(w6|w3)$ and $P(</s>|w3)$ are assumed to follow the same pattern as the unigram probabilities $P(w4)$, $P(w5)$, $P(w6)$ and $P(</s>)$
- ◆ They must, however be scaled such that
$$P(w1|w3) + P(w2|w3) + P(w3|w3) + \text{scale} * (P(w4) + P(w5) + P(w6) + P(</s>)) = 1.0$$
- ◆ The *backoff* bigram probability for the unseen bigram $P(w4 | w3) = \text{scale} * P(w4)$

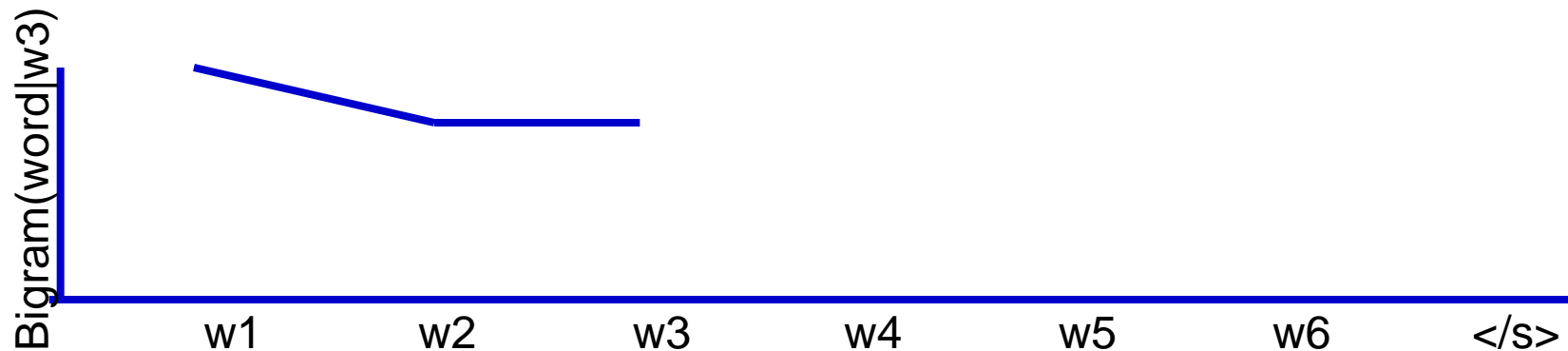
N-gram LM: Backoff



- ◆ $P(w_1|w_3) + P(w_2|w_3) + P(w_3|w_3) + \text{scale}*(P(w_4)+P(w_5)+P(w_6)+P(</s>)) = 1.0$
- ◆ The *backoff* bigram probability for the unseen bigram $P(w_4 | w_3) = \text{scale}*P(w_4)$
- ◆ The *scale* term is called the backoff term. It is specific to w_3
 - ◆ $\text{Scale} = \text{backoff}(w_3)$
 - ◆ Specificity is because the various terms used to compute scale are specific to w_3

$$\text{backoff}(w_3) = \frac{1 - P(w_1 | w_3) - P(w_2 | w_3) - P(w_3 | w_3)}{P(w_4) + P(w_5) + P(w_6) + P(</s>)}$$

N-gram LM (Katz Models): Backoff from N-gram to (N-1)-gram



- ◆ Assumption: When estimating N-gram probabilities, we already have access to all N-1 gram probabilities
- ◆ Let $w_1 \dots w_K$ be the words in the vocabulary (includes $\langle /s \rangle$)
- ◆ Let \mathbf{W}_{N-1} be the context for which we are trying to estimate N-gram probabilities
 - Will be some sequence of N-1 words (for N-gram probabilities)
 - i.e we wish to compute all probabilities $P(\text{word} | \mathbf{W}_{N-1})$
 - E.g $\mathbf{W}_3 = \text{“wa wb wc”}$. We wish to compute all 4-gram probabilities $P(\text{word} | \text{wa wb wc})$

N-gram LM (Katz Models): Backoff from N-gram to (N-1)-gram

- ◆ **Step 1:** Compute leftover probability mass for unseen N-grams (of the form $P(\text{word} | \mathbf{W}_{N-1})$) using Good Turing discounting
 - $P_{\text{leftover}}(\mathbf{W}_{N-1})$ – this is specific to context \mathbf{W}_{N-1} as we are only counting words that follow word sequence \mathbf{W}_{N-1}

- ◆ **Step 2:** Compute backoff weight

$$\textit{backoff}(\mathbf{W}_{N-1}) = \frac{1 - \sum_{\substack{w \text{ was seen following } \mathbf{W}_{N-1} \\ \text{in the training text}}} P(w | \mathbf{W}_{N-1})}{\sum_{\substack{w \text{ was NOT seen following } \mathbf{W}_{N-1} \\ \text{in the training text}}} P(w | \mathbf{W}_{N-2})}$$

- Note \mathbf{W}_{N-2} in the denominator. If \mathbf{W}_{N-1} is “wa wb wc”, \mathbf{W}_{N-2} is “wb wc”
 - The trailing N-2 words only
 - We already have N-1 gram probabilities of the form $P(w | \mathbf{W}_{N-2})$
- ◆ **Step 3:** We can now compute N-gram probabilities for unseen Ngrams

$$P(w | \mathbf{W}_{N-1}) = \textit{backoff}(\mathbf{W}_{N-1})P(w | \mathbf{W}_{N-2})$$

- ◆ Actually, this is done “on demand” – there’s no need to store them explicitly.

Backoff is recursive

- ◆ In order to estimate the backoff weight needed to compute N-gram probabilities for unseen N-grams, the corresponding N-1 grams are required (as in the following 4-gram example)

$$P(w | w_a w_b w_c) = \text{backoff}(w_a w_b w_c) P(w | w_b w_c)$$

- The corresponding N-1 grams might also not have been seen in the training data
- ◆ If the backoff N-1 grams are also unseen, they must in turn be computed by backing off to N-2 grams
 - The backoff weight for the unseen N-1 gram must also be known
 - i.e. it must also have been computed already
- ◆ All lower order N-gram parameters (including probabilities and backoff weights) must be computed before higher-order N-gram parameters can be estimated

Learning Backoff Ngram models

- ◆ First compute Unigrams
 - Count words, perform discounting, estimate discounted probabilities for all seen words
 - Uniformly distribute the left-over probability over unseen unigrams
- ◆ Next, compute bigrams. For each word W seen in the training data:
 - Count words that follow that W . Estimate discounted probabilities $P(\text{word} | W)$ for all words that were seen after W .
 - Compute the backoff weight $\beta(W)$ for the context W .
 - The set of explicitly estimated $P(\text{word} | W)$ terms, and the backoff weight $\beta(W)$ together permit us to compute all bigram probabilities of the kind: $P(\text{word} | W)$
- ◆ Next, compute trigrams: For each word pair “ $w_a w_b$ ” seen in the training data:
 - Count words that follow that “ $w_a w_b$ ”. Estimate discounted probabilities $P(\text{word} | w_a w_b)$ for all words that were seen after “ $w_a w_b$ ”.
 - Compute the backoff weight $\beta(w_a w_b)$ for the context “ $w_a w_b$ ”.
- ◆ The process can be continued to compute higher order N-gram probabilities.

The contents of a completely trained N-gram language model

- ◆ An N-gram backoff language model contains
 - Unigram probabilities for all words in the vocabulary
 - Backoff weights for all words in the vocabulary
 - Bigram probabilities for some, but not all bigrams
 - ▶ i.e. for all bigrams that were seen in the training data
 - If $N > 2$, then: backoff weights for all seen word pairs
 - ▶ If the word pair was never seen in the training corpus, it will not have a backoff weight. **The backoff weight for all word pairs that were not seen in the training corpus is implicitly set to 1**
 - ...
 - N-gram probabilities for some, but not all N-grams
 - ▶ N-grams seen in training data
 - Note that backoff weights are not required for N-length word sequences in an N-gram LM
 - ▶ Since backoff weights for N-length word sequences are only useful to compute backed off N+1 gram probabilities

An Example Backoff Trigram LM

\1-grams:

-1.2041	<UNK>	0.0000
-1.2041	</s>	0.0000
-1.2041	<s>	-0.2730
-0.4260	one	-0.5283
-1.2041	three	-0.2730
-0.4260	two	-0.5283

\2-grams:

-0.1761	<s> one	0.0000
-0.4771	one three	0.1761
-0.3010	one two	0.3010
-0.1761	three two	0.0000
-0.3010	two one	0.3010
-0.4771	two three	0.1761

\3-grams:

-0.3010	<s> one two
-0.3010	one three two
-0.4771	one two one
-0.4771	one two three
-0.3010	three two one
-0.4771	two one three
-0.4771	two one two
-0.3010	two three two

Obtaining an N-gram probability from a backoff N-gram LM

- ◆ To retrieve a probability $P(\text{word} \mid w_a w_b w_c \dots)$
 - How would a function written for returning N-gram probabilities work?

- ◆ Look for the probability $P(\text{word} \mid w_a w_b w_c \dots)$ in the LM
 - If it is explicitly stored, return it

- ◆ If $P(\text{word} \mid w_a w_b w_c \dots)$ is not explicitly stored in the LM retrieve it by backoff to lower order probabilities:
 - Retrieve backoff weight $\text{backoff}(w_a w_b w_c \dots)$ for word sequence $w_a w_b w_c$
 - ▶ If it is stored in the LM, return it
 - ▶ Otherwise return 1
 - Retrieve $P(\text{word} \mid w_b w_c \dots)$ from the LM
 - ▶ If $P(\text{word} \mid w_b w_c \dots)$ is not explicitly stored in the LM, derive it backing off
 - ▶ This will be a recursive procedure
 - Return $P(\text{word} \mid w_b w_c \dots) * \text{backoff}(w_a w_b w_c \dots)$

Toolkits for training Ngram LMs

- ◆ CMU-Cambridge LM Toolkit
- ◆ SRI LM Toolkit
- ◆ MSR LM toolkit
 - Good for large vocabularies
- ◆ ..
- ◆ Your own toolkit here

Training a language model using CMU-Cambridge LM toolkit

<http://mi.eng.cam.ac.uk/~prc14/toolkit.html>

http://www.speech.cs.cmu.edu/SLM_info.html

Contents of textfile

<S> the term cepstrum was introduced by Bogert et al and has come to be accepted terminology for the inverse Fourier transform of the logarithm of the power spectrum of a signal in nineteen sixty three Bogert Healy and Tukey published a paper with the unusual title The Quefrency Analysis of Time Series for Echoes Cepstrum Pseudoautocovariance Cross Cepstrum and Saphe Cracking they observed that the logarithm of the power spectrum of a signal containing an echo has an additive periodic component due to the echo and thus the Fourier transform of the logarithm of the power spectrum should exhibit a peak at the echo delay they called this function the cepstrum interchanging letters in the word spectrum because in general, we find ourselves operating on the frequency side in ways customary on the time side and vice versa Bogert et al went on to define an extensive vocabulary to describe this new signal processing technique however only the term cepstrum has been widely used The transformation of a signal into its cepstrum is a homomorphic transformation and the concept of the cepstrum is a fundamental part of the theory of homomorphic systems for processing signals that have been combined by convolution </s>

Contents of contextfile

<S>

vocabulary

<s>
</s>
the
term
cepstrum
was
introduced
by
Bogert
et
al
and
has
come
to
be
accepted
terminology
for
inverse
Fourier
transform
of
logarithm
Power
...

Training a language model using CMU-Cambridge LM toolkit

To train a bigram LM (n=2):

```
$bin/text2idngram -vocab vocabulary -n 2 -write_ascii < textfile > idngm.tempfile
```

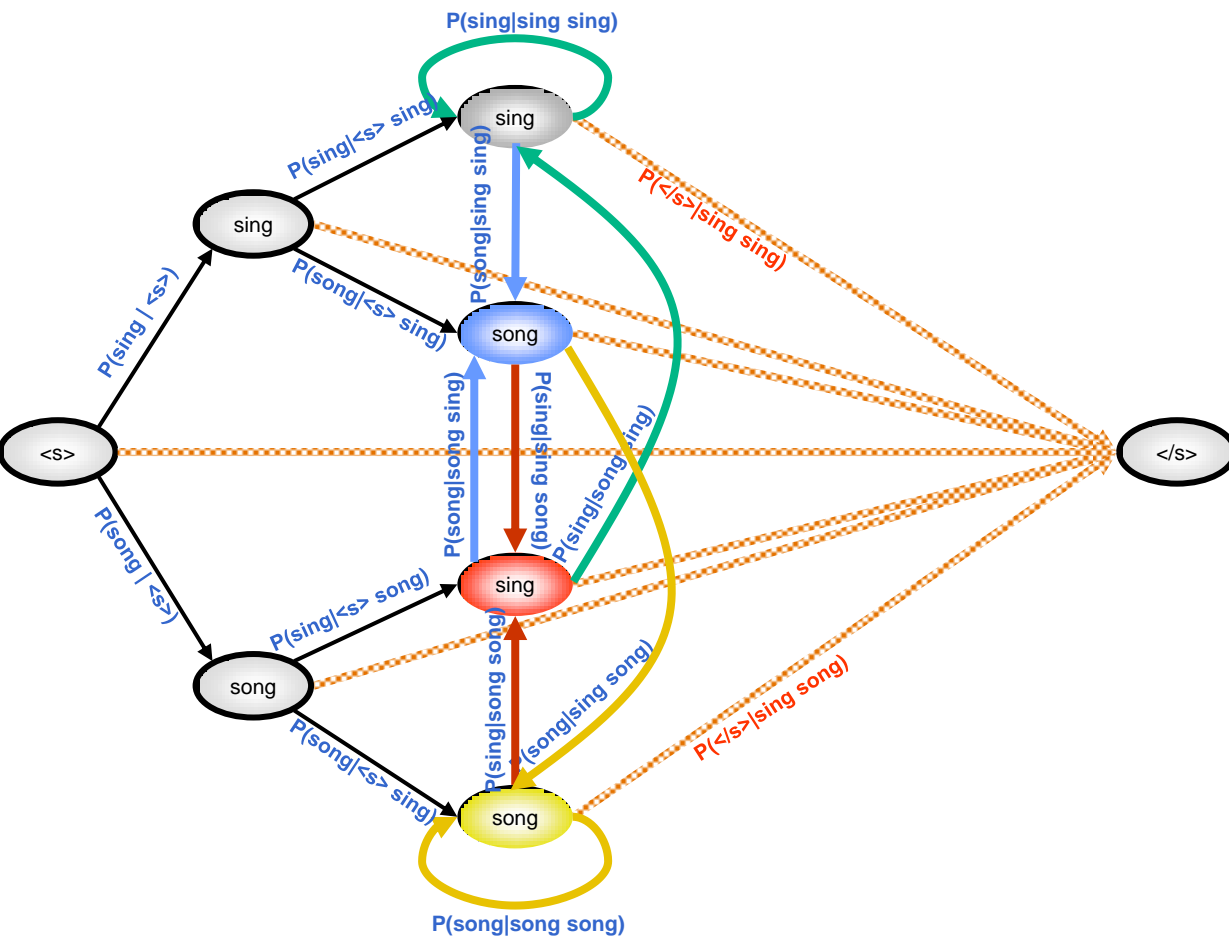
```
$bin/idngram2lm -idngram idngm.tempfile -vocab vocabulary -arpa MYarpaLM -context  
contextfile -absolute -ascii_input -n 2 (optional: -cutoffs 0 0 or -cutoffs 1 1 ....)
```

OR

```
$bin/idngram2lm -idngram idngm.tempfile -vocab vocabulary -arpa MYarpaLM -context  
contextfile -good_turing -ascii_input -n 2
```

....

Representing N-gram LMs as graphs



- ◆ For recognition, the N-gram LM can be represented as a finite state graph
 - Recognition can be performed exactly as we would perform recognition with grammars
- ◆ Problem: This graph can get enormously large
 - There is an arc for every single N-gram probability!
 - Also for every single N-1, N-2 .. 1-gram probabilities

The representation is wasteful

- ◆ In a typical N-gram LM, the vast majority of bigrams, trigrams (and higher-order N-grams) are computed by backoff
 - They are not seen in training data, however large

$$P(w | w_a w_b w_c) = \textit{backoff}(w_a w_b w_c) P(w | w_b w_c)$$

- ◆ The backed-off probability for an N-gram is obtained from the N-1 gram!
- ◆ So for N-grams computed by backoff it should be sufficient to store only the N-1 gram in the graph
 - Only have arcs for $P(w | w_b w_c)$; not necessary to have explicit arcs for $P(w | w_a w_b w_c)$
 - This will reduce the size of the graph *greatly*

Ngram LMs as FSGs: accounting for backoff

- ◆ N-Gram language models with back-off can be represented as finite state grammars
 - That explicitly account for backoff!
- ◆ This also permits us to use grammar-based recognizers to perform recognition with Ngram LMs
- ◆ There are a few precautions to take, however

Ngram to FSG conversion: Trigram LM

◆ \1-grams:

-1.2041	<UNK>	0.0000
-1.2041	</s>	0.0000
-1.2041	<s>	-0.2730
-0.4260	one	-0.5283
-1.2041	three	-0.2730
-0.4260	two	-0.5283

◆ \2-grams:

-0.1761	<s> one	0.0000
-0.4771	one three	0.1761
-0.3010	one two	0.3010
-0.1761	three two	0.0000
-0.3010	two one	0.3010
-0.4771	two three	0.1761

◆ \3-grams:

-0.3010	<s> one two
-0.3010	one three two
-0.4771	one two one
-0.4771	one two three
-0.3010	three two one
-0.4771	two one three
-0.4771	two one two
-0.3010	two three two

Step1: Add Explicit Ngrams:

◆ \1-grams:

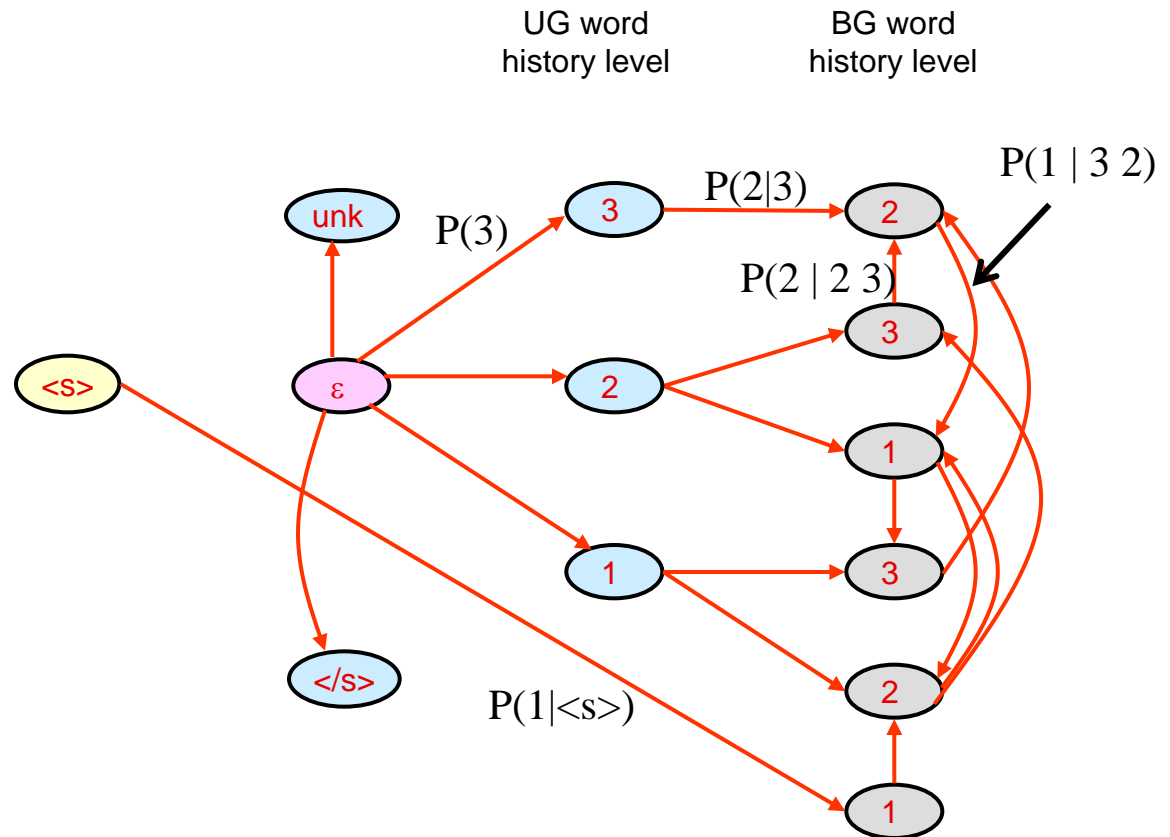
-1.2041	<UNK>	0.0000
-1.2041	</s>	0.0000
-1.2041	<s>	-0.2730
-0.4260	one	-0.5283
-1.2041	three	-0.2730
-0.4260	two	-0.5283

◆ \2-grams:

-0.1761	<s> one	0.0000
-0.4771	one three	0.1761
-0.3010	one two	0.3010
-0.1761	three two	0.0000
-0.3010	two one	0.3010
-0.4771	two three	0.1761

◆ \3-grams:

-0.3010	<s> one two
-0.3010	one three two
-0.4771	one two one
-0.4771	one two three
-0.3010	three two one
-0.4771	two one three
-0.4771	two one two
-0.3010	two three two



Note: The two-word history out of every node in the bigram word history level is unique

◆ Note “EPSILON” Node for Unigram Probs

Step2: Add Backoffs

◆ \1-grams :

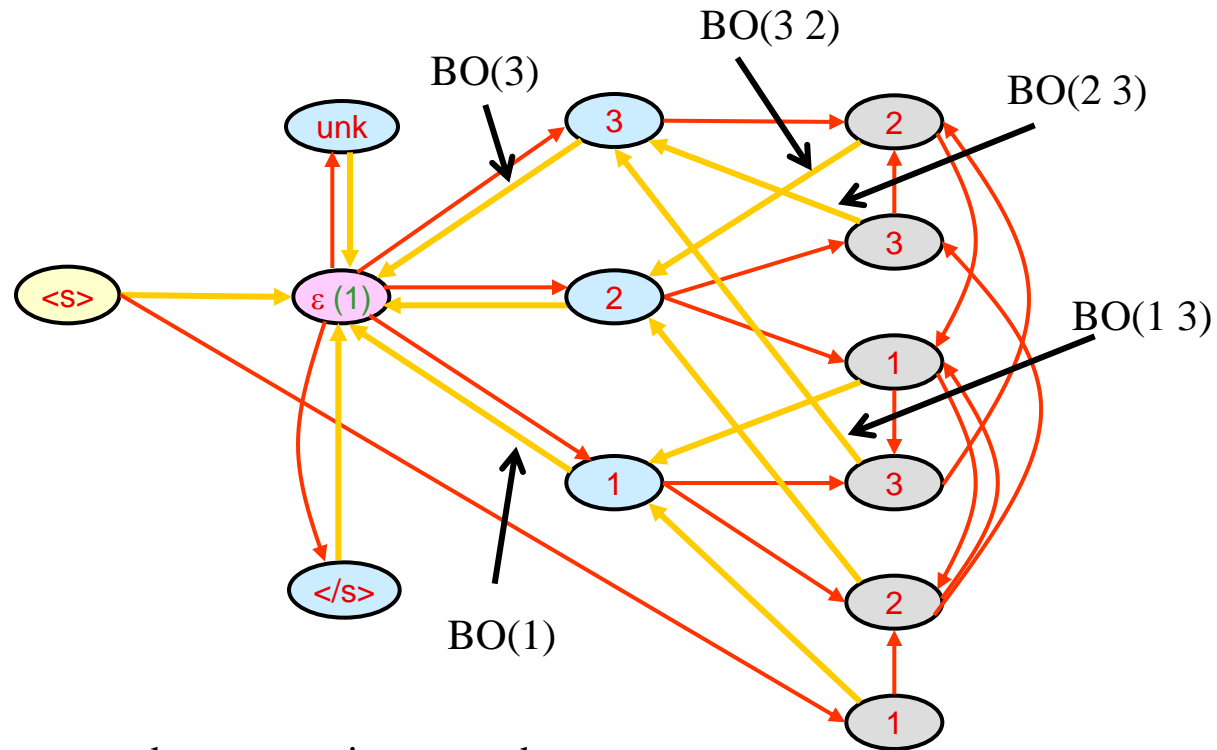
-1.2041 <UNK>	0.0000
-1.2041 </s>	0.0000
-1.2041 <s>	-0.2730
-0.4260 one	-0.5283
-1.2041 three	-0.2730
-0.4260 two	-0.5283

◆ \2-grams :

-0.1761 <s> one	0.0000
-0.4771 one three	0.1761
-0.3010 one two	0.3010
-0.1761 three two	0.0000
-0.3010 two one	0.3010
-0.4771 two three	0.1761

◆ \3-grams :

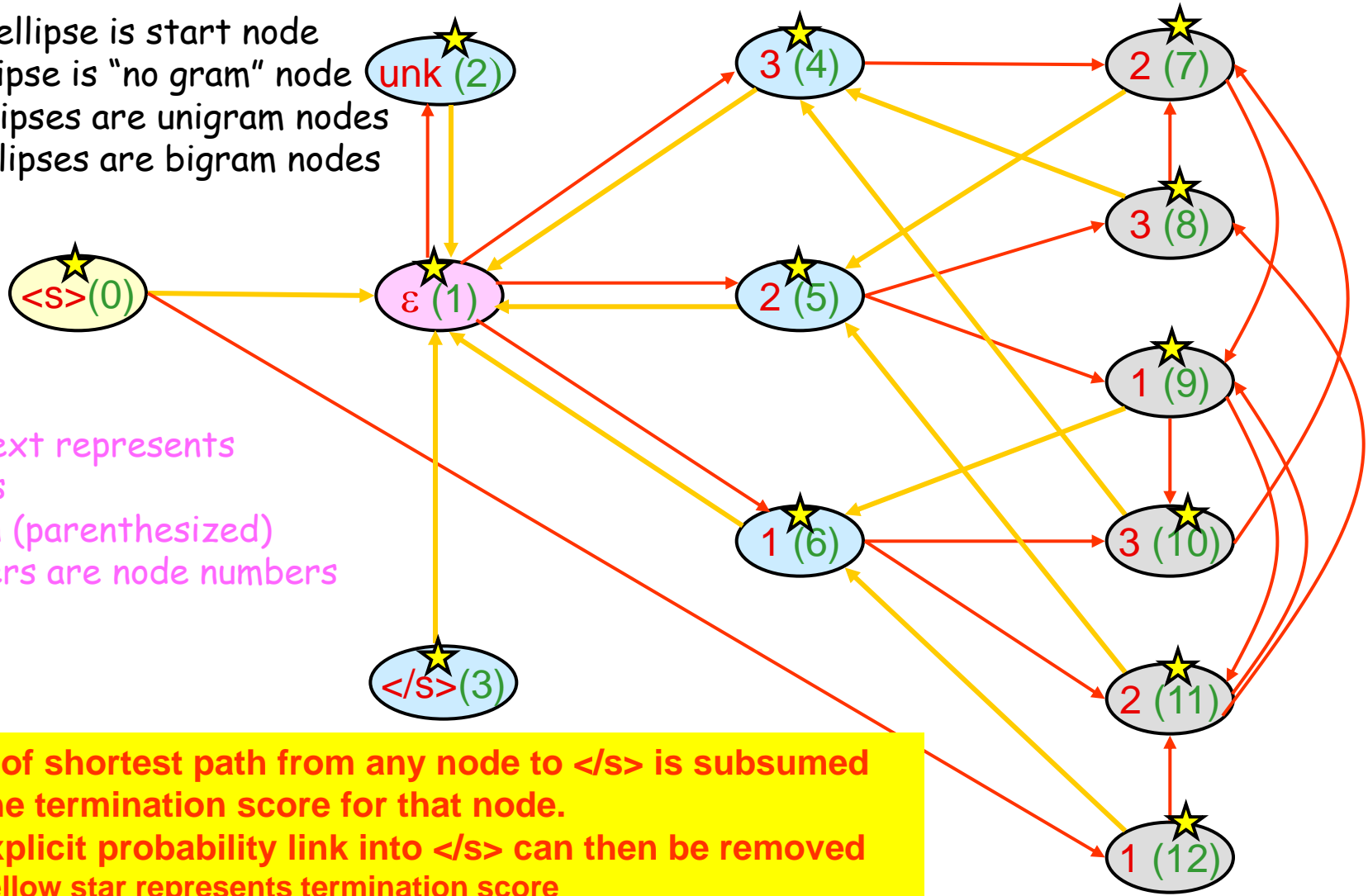
-0.3010 <s> one two
-0.3010 one three two
-0.4771 one two one
-0.4771 one two three
-0.3010 three two one
-0.4771 two one three
-0.4771 two one two
-0.3010 two three two



- ◆ From any node representing a word history “wa” (unigram) add BO arc to epsilon
 - With score Backoff(wa)
- ◆ From any node representing a word history “wa wb” add a BO arc to wb
 - With score Backoff (wa wb)

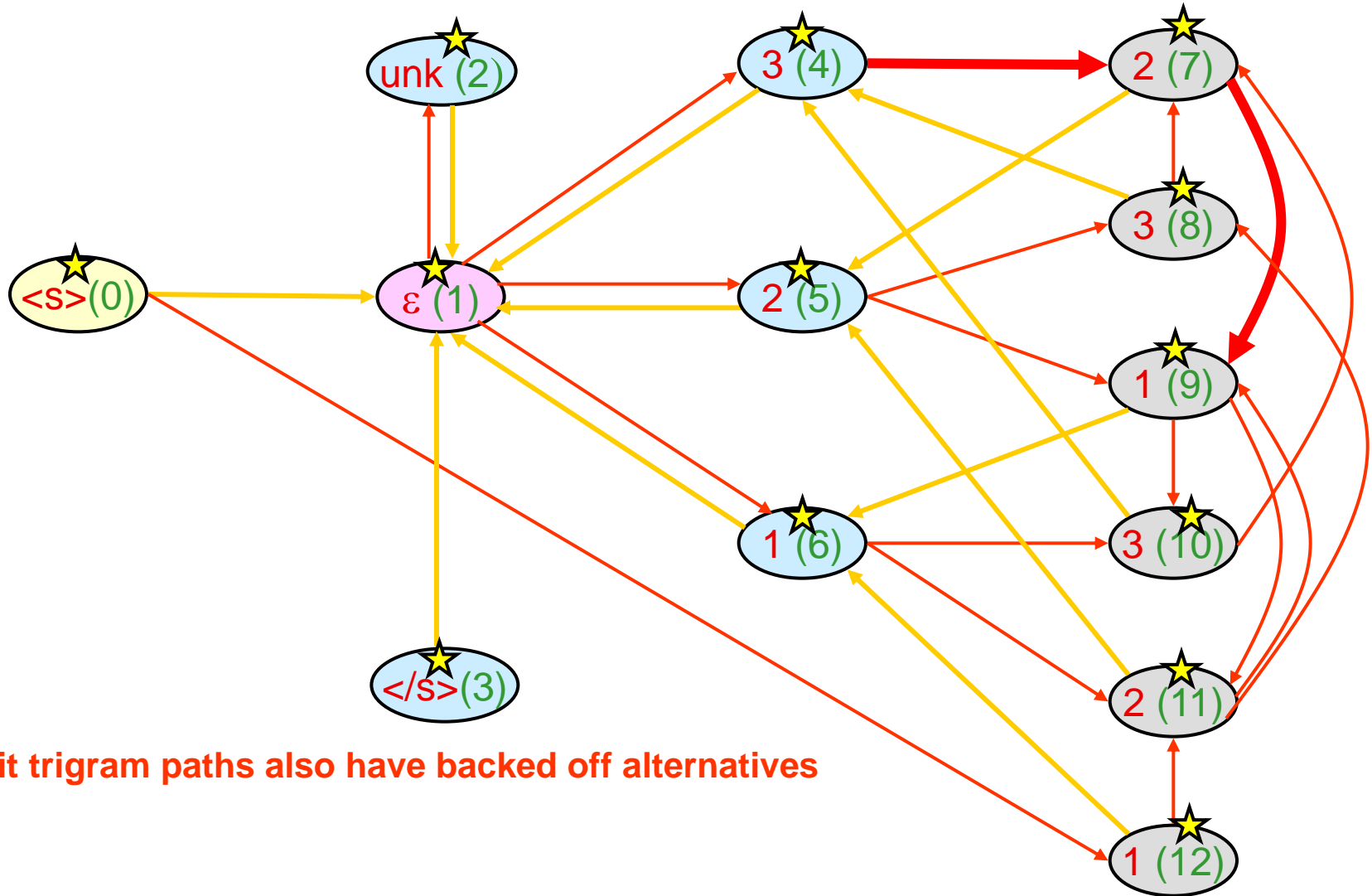
Ngram to FSG conversion: FSG

- Yellow ellipse is start node
- Pink ellipse is "no gram" node
- Blue ellipses are unigram nodes
- Gray ellipses are bigram nodes



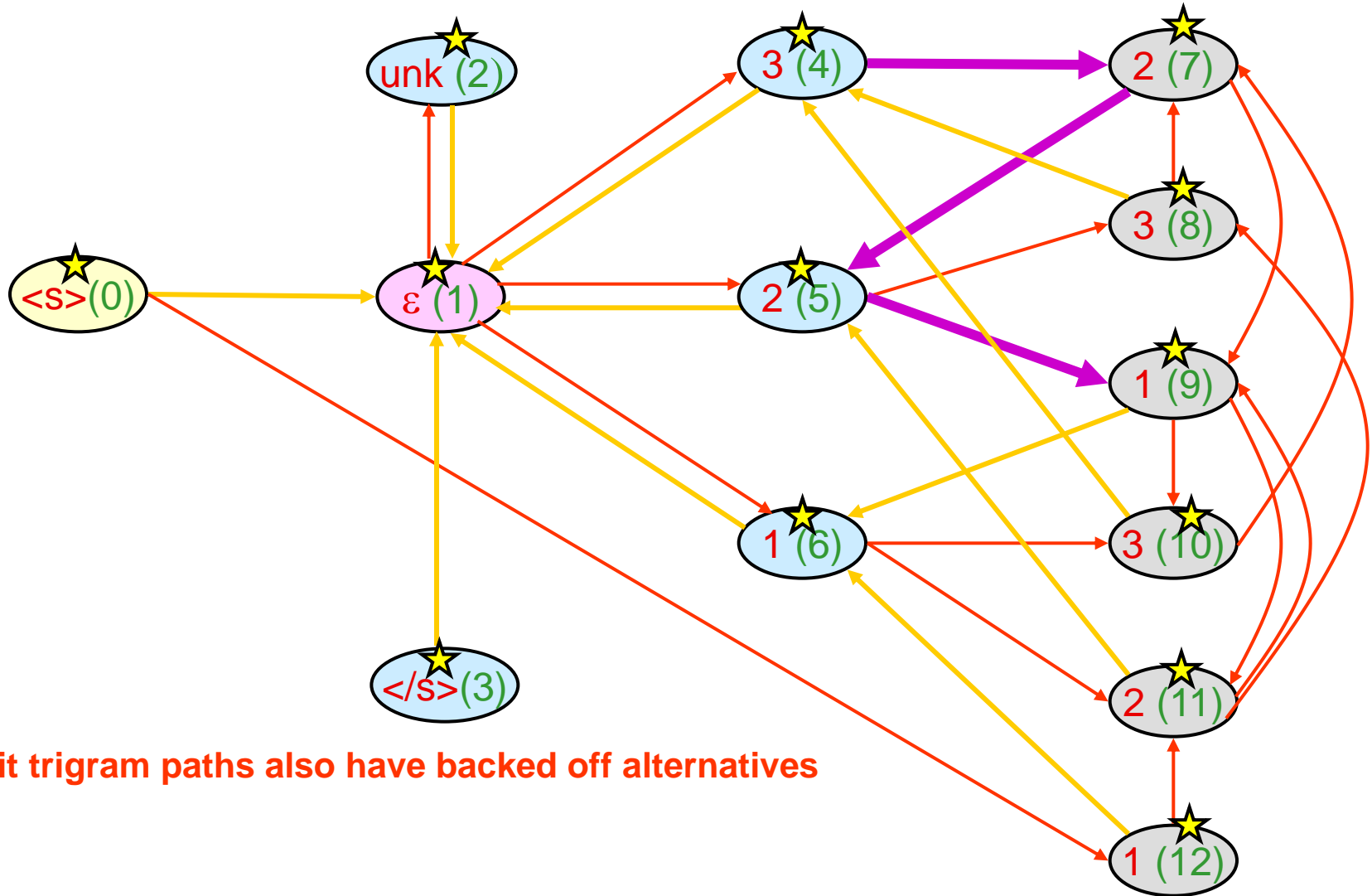
A Problem: Paths are Duplicated

Explicit trigram path for trigram "three two one"



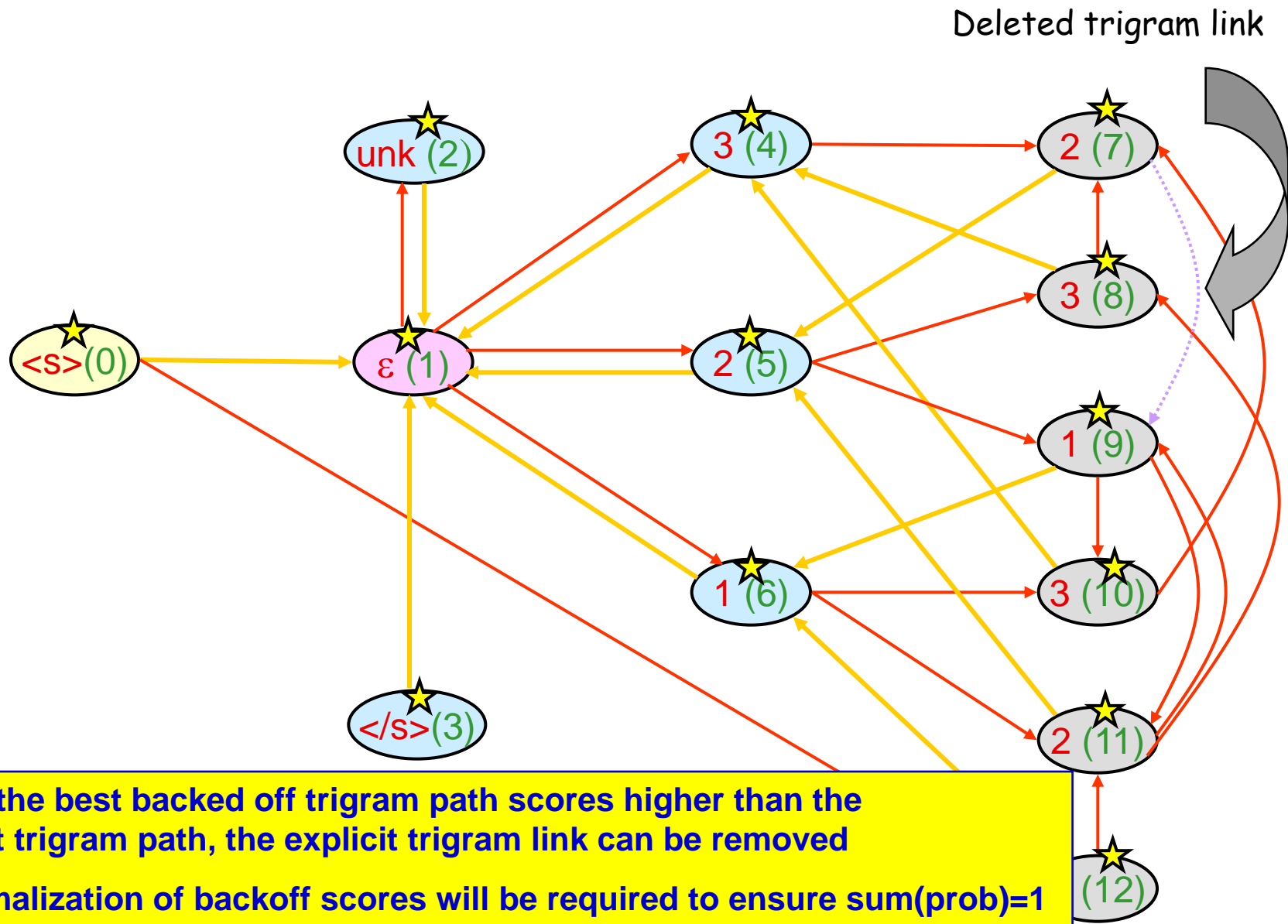
Backoff paths exist for explicit Ngrams

Backoff trigram path for trigram "three two one"

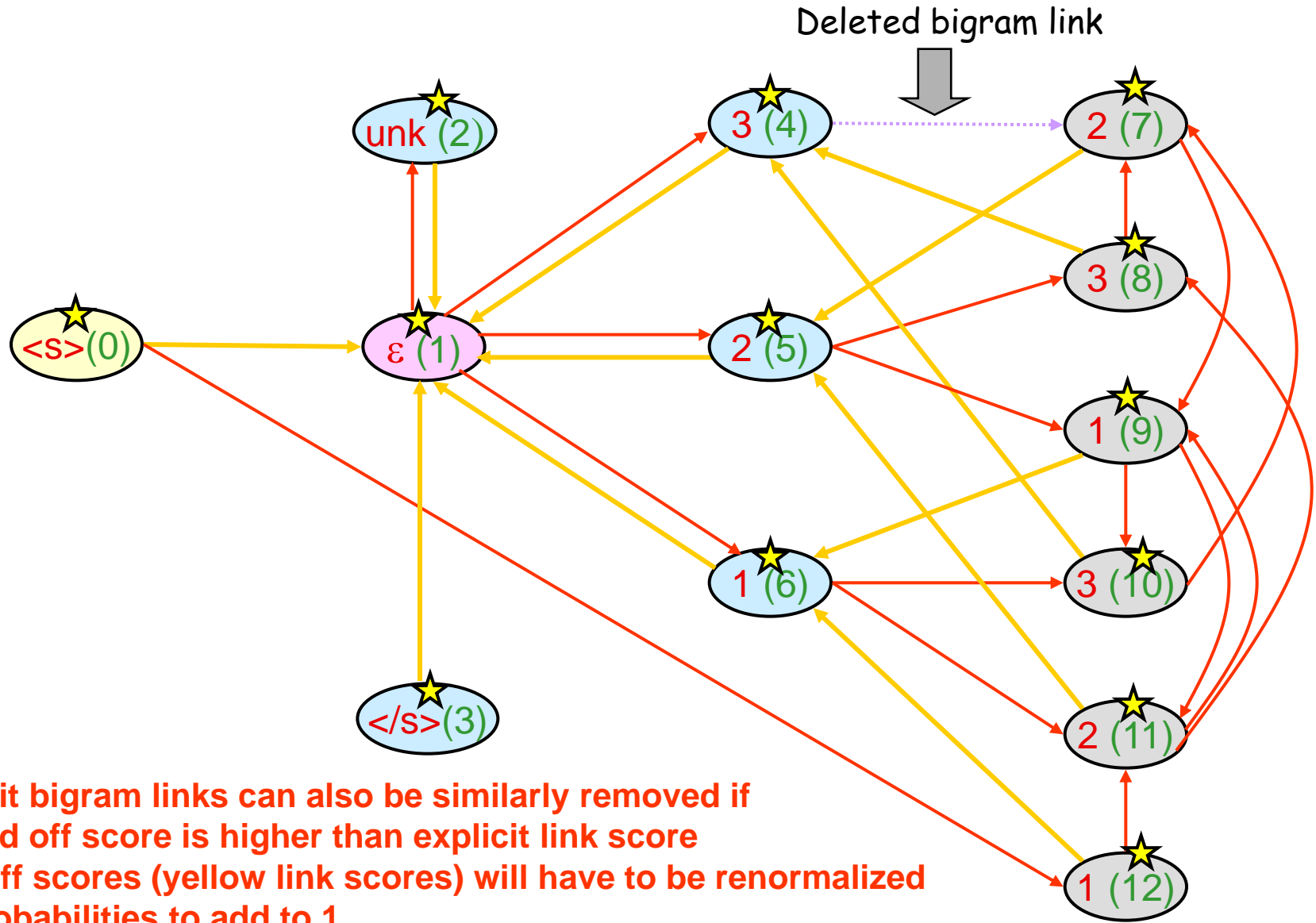


o Explicit trigram paths also have backed off alternatives

Delete “losing” edges



Delete “Losing” Edges



Overall procedure for recognition with an Ngram language model

- ◆ Train HMMs for the acoustic model
- ◆ Train N-gram LM with backoff from training data
- ◆ Construct the Language graph, and from it the language HMM
 - Represent the Ngram language model structure as a compacted N-gram graph, as shown earlier
 - The graph must be dynamically constructed during recognition – it is usually too large to build statically
 - Probabilities on demand: Cannot explicitly store all K^N probabilities in the graph, and must be computed on the fly
 - ▶ K is the vocabulary size
 - Other, more compact structures, such as FSAs can also be used to represent the language graph
 - ▶ later in the course
- ◆ Recognize